

## 2024 Financial Report

Atlantic Lithium looks ahead to achieving full permitting  
and the construction of its low-cost, industry-leading Ewoyaa Lithium Project

The Board of Atlantic Lithium Limited (AIM: ALL, ASX: A11, GSE: ALLGH, OTCQX: ALLIF, “Atlantic Lithium” or the “Company”), the African-focused lithium exploration and development company targeting to deliver Ghana’s first lithium mine, is pleased to announce its audited results for the year ended 30 June 2024.

A full copy of the 2024 Annual Report is available on the Company’s website ([www.atlanticlithium.com.au](http://www.atlanticlithium.com.au)) and can be found attached to this announcement.

### Highlights

#### Project Development:

- Grant of the Mining Lease in respect of the Company’s flagship Ewoyaa Lithium Project (“Ewoyaa” or the “Project”) in Ghana; the country’s first for lithium.
  - o Post-period end, the Mining Lease in respect of the Project was submitted to parliament to undergo the necessary ratification process.
- Completion of key criteria as agreed under the terms of the grant of the Mining Lease:
  - o Admission of the Company’s entire share capital by introduction and commencement of trading on the Main Market of the Ghana Stock Exchange;
  - o Completion and submission to the Minerals Commission of the Downstream Conversion Study and Feldspar Study, respectively.
- Significant progress towards the permitting milestones required for the advancement of the Project, including:
  - o Completion of two Environmental Protection Agency (“EPA”) public hearings in respect of the Project;
  - o Post-period end, the Project was granted the EPA environmental permit (“EPA permit”), representing the EPA’s approval for the Company’s proposed activities at Ewoyaa, as detailed in the Mine and Process Environment Impact Statement (“EIS”).
- Completion of the Flotation Study, which confirms the viability of the inclusion of a downstream flotation circuit at the Project; to be investigated further as a value-addition opportunity at Ewoyaa.
- Commitment from strategic funding partner Piedmont Lithium Inc. (“Piedmont”) to support the development of the Project towards production.
  - o In line with its earn-in agreement with the Company, Piedmont exercised its option to acquire an initial 22.5% interest in the Company’s ownership of its lithium projects in Ghana.
- EPA authorisation to divert the transmission lines currently traversing planned mining areas at the Project.

### Corporate:

- Non-binding Heads of Terms agreed with Ghana's sovereign wealth fund, the Minerals Income Investment Fund ("MIIF"), to invest a total of US\$32.9m in the Company and its Ghanaian subsidiaries ("Strategic Investment") to expedite the development of the Project.
  - o Completion of MIIF's US\$5m Subscription for Atlantic Lithium shares, representing the first stage of its Strategic Investment.
- Appointment of MIIF Chief Executive Officer Edward Nana Yaw Koranteng as Non-Executive Director and Jonathan Henry as Independent Non-Executive Director, respectively, to the Company's Board of Directors.
- Successful A\$8m Equity Placing, supported by existing and new institutional investors.
- Commencement and progression of the ongoing competitive offtake partnering process for up to 500,000 tonnes of spodumene concentrate to be produced at Ewoyaa.
- Rejection of two conditional and non-binding offers from the Company's largest shareholder, Assore International Holdings Limited ("Assore"), to acquire all of the shares in the Company that Assore does not already own.
- Purchase of 24.3m Atlantic Lithium shares at a premium by Assore from Piedmont.
- Key hires to add mine build and operating experience to the Company's leadership, including the appointment of Michael Bourguignon as Head of Capital Projects and Ahmed-Salim Adam as General Manager, Operations.

### Exploration:

- Maiden JORC (2012) compliant Feldspar Mineral Resource Estimate of 15.7Mt @ 40.2% feldspar at Ewoyaa; Feldspar MRE is confined to the first five years of production at the Project, as detailed in the Ewoyaa Definitive Feasibility Study.
- Grant of exploration permits in respect of the Rubino and Agboville exploration licences in Côte d'Ivoire to the Company's wholly-owned subsidiary Khaleesi Resources SARL, marking the Company's expansion of its lithium exploration activities beyond Ghana for the first time.
- Grant of the Senya Beraku and Bewadze prospecting licences in the east of the Company's Cape Coast Lithium Portfolio in Ghana.
  - o Commencement of field work at Senya Beraku, including the completion of a 100m x 100m soil geochemical sampling programme and first pass surface geological mapping.
- High-grade and broad intersections reported in results received for a total of 27,791m of drilling completed at the Project, including at the Dog-Leg target, which contributed 890,892 tonnes to the increased Mineral Resource Estimate reported post-period.
- Post-period end, JORC (2012) compliant Mineral Resource Estimate for the Ewoyaa Lithium Project increased to 36.8Mt at 1.24% Li<sub>2</sub>O<sup>1</sup>.
- Commencement, post-period end, of preliminary mapping traverses and baseline soil and stream sediment geochemical sampling over the Rubino and Agboville exploration licences in Côte d'Ivoire.

### Commenting, Neil Herbert, Executive Chairman of Atlantic Lithium, said:

*"I am pleased to report Atlantic Lithium's results for the year ended 30 June 2024, during which significant progress has been made towards the Company's ongoing transition from explorer to mine developer and operator.*

*"The grant of the Mining Lease serves as an important de-risking milestone for the advancement of the Project and represents a major landmark, both for the Company and for Ghana, in the pursuit of achieving spodumene concentrate production at Ewoyaa.*

*"Having delivered upon the key terms as agreed under the grant of the Mining Lease during the period, we now eagerly anticipate the ratification of the Mining Lease by Ghana's parliament. Concurrently, considerable work has gone into the progression of the permitting phases as required for the Project, and we now find ourselves within touching distance of achieving full permitting and shovel readiness at Ewoyaa.*

*"In the current lithium market, the Project's characteristics, namely Ewoyaa's favourable geology, which enables simple Dense Media Separation processing, and the exceptional infrastructure available to us in the Central Region, become even more important. These characteristics contribute to Ewoyaa's low operating and development cost profile, which we believe will ensure that the Project is a success, even in lower pricing environments.*

*“At this important point in the development of the Project, we would like to thank our Project partners and the Company’s shareholders for their unwavering support and every member of the Atlantic Lithium for their continued hard work.*

*“We look forward to a hugely exciting year ahead, marked by a number of milestones which will see us move closer to delivering Ewoyaa as a globally significant spodumene mine.”*

This announcement contains inside information for the purposes of Article 7 of the Market Abuse Regulation (EU) 596/2014 as it forms part of UK domestic law by virtue of the European Union (Withdrawal) Act 2018 ("MAR"), and is disclosed in accordance with the Company's obligations under Article 17 of MAR.

**For any further information, please contact:**


**Atlantic Lithium Limited**

Neil Herbert (Executive Chairman)

Amanda Harsas (Finance Director and Company Secretary)

 [www.atlanticlithium.com.au](http://www.atlanticlithium.com.au)

 [IR@atlanticlithium.com.au](mailto:IR@atlanticlithium.com.au)

 **Tel: +61 2 8072 0640**



**SP Angel Corporate Finance LLP**  
Nominated Adviser  
Jeff Keating  
Charlie Bouverat  
**Tel: +44 (0)20 3470 0470**



**Yellow Jersey PR Limited**  
Charles Goodwin  
Bessie Elliot  
[atlantic@yellowjerseypr.com](mailto:atlantic@yellowjerseypr.com)  
**Tel: +44 (0)20 3004 9512**



**Canaccord Genuity Limited**  
Financial Adviser:  
Raj Khatri (UK) /  
Duncan St John, Christian Calabrese  
(Australia)

Corporate Broking:  
James Asensio  
**Tel: +44 (0) 20 7523 4500**

**Notes to Editors:**

**About Atlantic Lithium**

[www.atlanticlithium.com.au](http://www.atlanticlithium.com.au)

Atlantic Lithium is an AIM, ASX, GSE and OTCQX-listed lithium company advancing its flagship project, the Ewoyaa Lithium Project, a significant lithium spodumene pegmatite discovery in Ghana, through to production to become the country’s first lithium-producing mine.

The Definitive Feasibility Study for the Project indicates the production of 3.6Mt of spodumene concentrate over a 12-year mine life, making it one of the largest spodumene concentrate mines in the world.

The Project, which was awarded a Mining Lease in October 2023, is being developed under an earn-in agreement with Piedmont Lithium Inc.

Atlantic Lithium holds a portfolio of lithium projects within 509km<sup>2</sup> and 771km<sup>2</sup> of granted and under-application tenure across Ghana and Côte d'Ivoire respectively, which, in addition to the Project, comprises significantly under-explored, highly prospective licences.

## End Note

### <sup>1</sup> Ore Reserves, Mineral Resources and Production Targets

The information in this announcement and the accompanying Annual Report that relates to Ore Reserves, Mineral Resources and Production Targets complies with the 2012 Edition of the Australasian Code for Reporting of Exploration Results, Mineral Resources and Ore Reserves (JORC Code). The information relating to the Mineral Resource Estimate ("MRE") of 36.8Mt @ 1.24% Li<sub>2</sub>O for Ewoyaa is extracted from the Company's MRE announcement dated 30 July 2024, which is available at [www.atlanticlithium.com.au](http://www.atlanticlithium.com.au). The MRE includes a total of 3.7Mt @ 1.37% Li<sub>2</sub>O in the Measured category, 26.1Mt @ 1.24% Li<sub>2</sub>O in the Indicated category and 7.0Mt @ 1.15% Li<sub>2</sub>O in the Inferred category. The Company confirms that all material assumptions and technical parameters underpinning the MRE continue to apply. The information relating to Ore Reserves of 25.6Mt @ 1.22% Li<sub>2</sub>O and Production Targets for Ewoyaa is extracted from the Company's Definitive Feasibility Study ("DFS") announcement dated 29 June 2023, which is available at [www.atlanticlithium.com.au](http://www.atlanticlithium.com.au). Material assumptions for the Project have been revised on grant of the Mining Lease for the Project, announced by the Company on 20 October 2023. The Company is not aware of any new information or data that materially affects the information included in this announcement and the accompanying Annual Report, the MRE announcement (dated 30 July 2024), the DFS announcement (dated 29 June 2023), or the Grant of the Ewoyaa Mining Lease announcement (dated 20 October 2023).



**ATLANTIC  
LITHIUM**

ANNUAL REPORT 2024

ACN: 127 215 132



# CORPORATE DIRECTORY

## DIRECTORS

Neil Herbert  
Keith Muller  
Amanda Harsas  
Kieran Daly  
Christelle van der Merwe  
Jonathan Henry  
Edward Koranteng

## COMPANY SECRETARY

Amanda Harsas

## REGISTERED OFFICE

Level 17, Angel Place 123 Pitt Street  
Sydney, NSW 2000  
Phone: + 61 2 8072 0640  
Email: info@atlanticlithium.com.au  
Web Site: www.atlanticlithium.com.au

## AUDITOR

### BDO Audit Pty Ltd

Level 11, 1 Margaret Street  
Sydney, NSW 2000  
Australia

## NOMINATED ADVISER

### SP Angel Corporate Finance LLP

Prince Frederick House  
35-39 Maddox Street  
London W1S 2PP  
United Kingdom

## AUSTRALIAN AND UK BROKER

### Canaccord Genuity Limited

88 Wood Street  
London EC2V 7QR  
United Kingdom

## GHANAIAAN BROKER

### Black Star Brokerage Limited

The Rhombus, Plot 24 Tumu Avenue  
Kanda Estates, Accra  
Ghana

## BANKERS

### Westpac Banking Corporation (Sydney Branch)

Ground Level 275 Kent Street  
Sydney NSW 2000  
Australia

## AUSTRALIAN SOLICITORS

### Hopgood Ganim

Level 8, Waterfront Place  
1 Eagle Street  
Brisbane QLD 4000 Australia

## GHANAIAAN LAWYER

### JLD & MB Legal Consultancy

Airport Residential Area  
PO Box 410  
Accra Ghana

## LONDON LAWYERS

### Hill Dickinson

The Broadgate Tower  
20 Primrose Street  
London, EC2A 2EW  
United Kingdom

## IVORIAN LAWYER

### Mining Services & Consulting Level

Cocody - Riviera Gol  
Immeuble Bunker 2ème étage Appt 746  
25 BP 390 Abidjan Ivory Coast

## REGISTRARS

### Computershare Investor Services plc

The Pavilions, Bridgwater Road  
Bristol BS99 7NH  
United Kingdom

ASX: A11 AIM: ALL GSE: ALLGH OTCQX: ALLIF



# CONTENTS

CORPORATE INFORMATION	<b>1</b>
OUR VISION, MISSION & VALUES	<b>3</b>
COMPANY OVERVIEW	<b>5</b>
FY2024 HIGHLIGHTS	<b>6</b>
MESSAGE FROM THE CHAIRMAN	<b>7</b>
MESSAGE FROM THE CEO	<b>9</b>
MESSAGE FROM THE FINANCE DIRECTOR & COMPANY SECRETARY	<b>11</b>
DIRECTORS' REPORT	<b>13</b>
CORPORATE GOVERNANCE SUMMARY 2024	<b>59</b>
INTEREST IN TENEMENTS	<b>65</b>
AUDITOR'S INDEPENDENCE DECLARATION	<b>67</b>
FINANCIAL STATEMENTS	<b>68</b>
CONSOLIDATED ENTITY DISCLOSURE STATEMENT	<b>97</b>
DIRECTORS' DECLARATION	<b>98</b>
INDEPENDENT AUDITOR'S REPORT	<b>99</b>
SHAREHOLDER INFORMATION	<b>103</b>

CONTENTS

COMPANY OVERVIEW  
&  
FY2024 HIGHLIGHTS

MESSAGES FROM  
MANAGEMENT

DIRECTORS'  
REPORT

CORPORATE  
GOVERNANCE  
SUMMARY 2024

INTEREST IN  
TENEMENTS

AUDITOR'S  
INDEPENDENCE  
DECLARATION

FINANCIAL  
STATEMENTS

CONSOLIDATED  
ENTITY DISCLOSURE  
STATEMENT

DIRECTORS'  
DECLARATION

INDEPENDENT  
AUDITOR'S  
REPORT

SHAREHOLDER  
INFORMATION



## OUR VISION

Empowering generational change.

## OUR MISSION

To enable the renewable energy transition through the responsible production of lithium products.

## OUR VALUES



COLLABORATION



AUTHENTICITY



RESPECT



EXCELLENCE







CONTENTS

COMPANY OVERVIEW  
&  
FY2024 HIGHLIGHTS

MESSAGES FROM  
MANAGEMENT

DIRECTORS'  
REPORT

CORPORATE  
GOVERNANCE  
SUMMARY 2024

INTEREST IN  
TENEMENTS

AUDITORS'  
INDEPENDENCE  
DECLARATION

FINANCIAL  
STATEMENTS

CONSOLIDATED  
ENTITY DISCLOSURE  
STATEMENT

DIRECTORS'  
DECLARATION

INDEPENDENT  
AUDITORS'  
REPORT

SHAREHOLDER  
INFORMATION

# COMPANY OVERVIEW

**Atlantic Lithium is a lithium-focused exploration and development company advancing its flagship project, the Ewoyaa Lithium Project, a significant lithium spodumene pegmatite discovery in Ghana, through to production to become the country's first lithium-producing mine.**

The Definitive Feasibility Study for the Project indicates the production of 3.6Mt of spodumene concentrate over a 12-year mine life, making it one of the largest spodumene concentrate mines in the world.

Through the period, the Company has advanced the Project through several major de-risking milestones, including the grant of the Mining Lease and the achievement of key criteria as agreed under the terms of the Mining Lease, and made considerable progress with regards to the necessary permitting phases, moving the Project to the brink of construction.

Ewoyaa is one of few globally significant hard rock lithium projects expected to start production in the coming years, in line with strong demand for lithium forecasted over the medium to long-term, driven by the global adoption of electric vehicles.

Atlantic Lithium holds a portfolio of lithium projects across Ghana and Côte d'Ivoire respectively, comprising significantly under-explored, highly prospective licences, which support the Company's ambition of becoming a leading producer of spodumene in Africa.

With a clear strategy for growth and a leadership team with proven mine build and operating experience, Atlantic Lithium is confident that it can deliver significant value for the Company's shareholders.

As a modern mining company, Atlantic Lithium is committed to working in the best interests of the local communities in which it operates and delivering long-lasting

benefits to the Central Region, to Ghana and to West Africa.

In doing so, Atlantic Lithium hopes to put Ghana on the map as a major hub for lithium production, vital in the electric vehicle supply chain, establishing the country as an important contributor to global efforts to combat climate change.

**“Atlantic Lithium is confident that it can deliver significant value for the Company's shareholders”**





## FY2024 has marked a transformative year for Atlantic Lithium, with significant progress made across all aspects of the business.

Some of the key highlights are outlined below:

### PROJECT DEVELOPMENT

Grant of Ghana's first Mining Lease for lithium for the Ewoyaa Lithium Project

Completion of key permitting milestones:

- Commencement of trading on the Ghana Stock Exchange
- Completion of the downstream conversion and feldspar feasibility studies
- Completion of two Environmental Protection Agency public hearings
- Environmental Impact Statement Submission

### CORPORATE

Completion of MIIF's US\$5m Subscription in the Company

Appointment of Edward Koranteng and Jonathan Henry to the Board

Key strategic appointments to bolster the expertise of the team

Successful A\$8m Equity Placing

Commencement of a competitive partnering process for spodumene offtake from Ewoyaa

### EXPLORATION

Increased Ewoyaa Mineral Resource to 36.8Mt @ 1.24% Li<sub>2</sub>O<sup>1</sup>

Maiden Feldspar Mineral Resource of 15.7Mt at 40.2% Feldspar

Grant of the Rubino and Agboville exploration permits, marking entry into Côte d'Ivoire

Grant of the Bewadze and Senya Beraku prospecting licences in Ghana; Commencement of field work at Senya Beraku

13,900m of drilling completed over the period

## EWOPYAA PROJECT OVERVIEW<sup>1</sup>

Mineral Resource

**36.8Mt @ 1.24% Li<sub>2</sub>O**

Measured & Indicated

**81%**

Ore Reserves

**25.6Mt @ 1.22% Li<sub>2</sub>O**

Steady state spodumene concentrate production

**365ktpa**

Low-grade Li<sub>2</sub>O Secondary Product

**4.7Mt**

Maiden Feldspar Mineral Resource

**15.7Mt @ 40.2% Feldspar**

Capital Cost

**US\$185m**

All-in Sustaining Cost

**US\$675/t**

CONTENTS

COMPANY OVERVIEW  
&  
FY2024 HIGHLIGHTS

MESSAGES FROM  
MANAGEMENT

DIRECTORS'  
REPORT

CORPORATE  
GOVERNANCE  
SUMMARY 2024

INTEREST IN  
TENEMENTS

AUDITOR'S  
INDEPENDENCE  
DECLARATION

FINANCIAL  
STATEMENTS

CONSOLIDATED  
ENTITY DISCLOSURE  
STATEMENT

DIRECTORS'  
DECLARATION

INDEPENDENT  
AUDITOR'S  
REPORT

SHAREHOLDER  
INFORMATION

# MESSAGE FROM THE CHAIRMAN



**Dear Shareholder, I am pleased to present the Annual Report of Atlantic Lithium Limited for the year ended 30 June 2024.**



Considerable progress has been made during the period towards the Company's ongoing transition from explorer to developer. Our efforts through FY2024 have focused on translating the significant potential indicated by the Definitive Feasibility Study ("DFS") for the Project, as announced in June 2023, into a reality. To this end, the Company has taken major strides over the past year to advance Ewoyaa through the completion of several landmark Project milestones to grow the business in line with its near-term ambitions of delivering Ewoyaa as one of the world's leading hard rock lithium mines.

Since the commencement of its operations in Ghana, Atlantic Lithium has been proud to lead the country's lithium ambitions, which aim to put Ghana on the map as a leading hub for spodumene production for the EV supply chain. Significant headway was made towards these goals through the grant of the Mining Lease in respect of the Project, the first to be granted for lithium in Ghana, in October 2023. The issue of the Mining Lease affirms the Ghana Government's underlying support for the Company's objectives at Ewoyaa, marking an important de-risking milestone in the advancement of the Project. Having only announced the maiden Mineral Resource Estimate for the Project in January 2020, the grant of the Mining Lease is testament to the incredible hard work of our team over many years and underscores the strong support for the Project from our Ghanaian stakeholders.

Importantly, the terms of the Mining Lease align with the Government's new green minerals policy and affirm the Project's strong commercial viability and exceptional profitability potential. Following the grant of the Mining Lease, our team has worked diligently through the period to complete several of the Project's permitting hurdles as required under Ghanaian legislation, and the satisfaction of the various criteria as agreed under the grant of the Mining Lease.

These included the completion of Downstream Conversion Study, to assess the viability of downstream processing in Ghana, and the Feldspar Study, to assess the viability of producing feldspar as a by-product from spodumene production operations at Ewoyaa, as well as the listing of the Company's shares on the Ghana Stock Exchange ("GSE"). Pivotal to enable the ratification of the Mining Lease by parliament and demonstrating the Company's long-term commitment to supporting Ghana's socio-economic development, the Company is proud to have achieved these milestones during the period.

The successful listing of the Company's shares on the Main Market of the GSE marked a joyous occasion for the Company and its Ghanaian stakeholders and showcased the considerable support from the country's illustrious mining industry, representatives of local and national government, and leading members of the Company's Project-affected communities for the advancement of the Project. Not only a requirement of the grant of the Mining Lease, Atlantic Lithium's admission to the GSE illustrates the Company's efforts to provide Ghanaians the opportunity to share ownership in the success of the Project. In this way, we hope to more closely align the Company's ambitions with its local stakeholders, who we are proud to represent.

**"the Company has taken major strides over the past year to advance Ewoyaa through the completion of several landmark Project milestones"**

Further to this point, following the completion of its Subscription in the Company in January 2024, we are delighted to have welcomed the Minerals Income Investment Fund ("MIIF"), as a strategic shareholder and partner in the Project. We believe that MIIF's endorsement reflects the country's long-term lithium ambitions and enables greater Ghanaian representation in the direction of the Company. The Subscription forms the first stage of MIIF's Strategic Investment, with the second stage comprising MIIF's proposed investment at the Project level for a contributing interest in the Project. We are working closely with MIIF's team to conclude the terms of the Project-level investment and hope to provide an update on these efforts in due course.



CONTENTS

COMPANY OVERVIEW  
&  
FY2024 HIGHLIGHTS

MESSAGES FROM  
MANAGEMENT

DIRECTORS'  
REPORT

CORPORATE  
GOVERNANCE  
SUMMARY 2024

INTEREST IN  
TENEMENTS

AUDITOR'S  
INDEPENDENCE  
DECLARATION

FINANCIAL  
STATEMENTS

CONSOLIDATED  
ENTITY DISCLOSURE  
STATEMENT

DIRECTORS'  
DECLARATION

INDEPENDENT  
AUDITOR'S  
REPORT

SHAREHOLDER  
INFORMATION

In line with MIIF's Subscription, we welcomed MIIF CEO Edward Koranteng to the Board of Directors, which followed Jonathan Henry's appointment as Independent Non-Executive Director earlier in the period. Both Edward and Jonathan bring extensive mining experience to the Company at an important time in the Company's development. As we move ever closer towards breaking ground at Ewoyaa, their appointments speak to the growth and aspirations of the Company.

Building on the success achieved through the period, we continue to focus on activities that are critical towards advancing towards a Final Investment Decision ("FID") at Ewoyaa and, importantly, have made excellent progress with regards to obtaining full permitting for the Project. Following the grant of the EPA permit post-period end, we are now working to secure the Mine Operating Permit, which represents the final approval we need to break ground at the Project.

We are also working hard to finalise the ongoing competitive offtake partnering process for product from Ewoyaa. The process has highlighted the considerable demand for near-term lithium production from the Project, reaffirming our belief in Ewoyaa as an industry-leading asset.

We are also making headway with the preparation of the contracts associated with the construction and operation of the Project, the front-end loading studies to support the issue of these contracts and the detailed design of the Project. Under Keith Muller's leadership, the Project continues to move forward at an exciting pace, ensuring that, once the Mining Lease is ratified by parliament and necessary approvals granted, the Company can press on towards construction in a timely manner.

**"aim to put Ghana on the map as a leading hub for spodumene production for the EV supply chain"**

Concurrent to our focus at Ewoyaa, we are also delighted to have received receipt of the exploration permits in respect of the Rubino and Agboville licences during the period, which extends our lithium exploration activities outside of Ghana into neighbouring Côte d'Ivoire for the first time. Exploration over the licences will run alongside our development activities at Ewoyaa, which we consider to be the principal driver for value for shareholders in the near term.

As we navigate the headwinds of the current lithium pricing environment, which has seen a number of our peers pausing operations or delaying investment into their respective projects, we remain prudent of our cash flow and, such as, will continue to channel expenditure towards our Project-critical activities.

With several major milestones ahead of us, including the ratification of the Mining Lease by parliament, the competition of the offtake partnering process, the completion of MIIF's Project-level investment, the grant of the final permits and, subsequently, breaking ground at Ewoyaa, the year ahead is set to be another pivotal period for the Company.

I would like to take this opportunity to thank our Project partners, our key stakeholders, notably within the areas of our operations, the Company's employees and our loyal shareholders for their ongoing support.

We look forward to updating the market on our progress in due course.

Yours sincerely,

**NEIL HERBERT**  
EXECUTIVE CHAIRMAN

18 September 2024

# MESSAGE FROM THE CEO



**Since assuming the mantle as CEO, the Company's focus has been on moving forward towards its goal of delivering Ewoyaa as a successful, low-cost spodumene mine, capable of withstanding commodity price cycles and generating significant benefits to all stakeholders.**

I am incredibly proud of the Company's achievements through the year, which should be attributed to every member of our team. In particular, the grant of the Mining Lease – the first for lithium in Ghana – represents a milestone that should not for a minute be underestimated. Atlantic Lithium has worked tirelessly to certify itself and maintain its position as a responsible and transparent mining company that acts with the best interests of its stakeholders in mind. This accomplishment, further exemplified by the grant of the EPA permit post-period end, is therefore not only testament to the huge opportunity that Ewoyaa presents, but also the Company's professionalism since it began operating in Ghana.

Further to the grant of the Mining Lease, through the period, we delivered upon key milestones that we set out to achieve to further de-risk Ewoyaa, namely the completion of the agreed criteria under the terms of the Mining Lease and the accomplishment of several of the necessary permitting steps, while also taking considerable steps to enhance the value of the Project.

Among these were the completion of the flotation study, the definition of a maiden Feldspar Mineral Resource Estimate and the commencement, and ongoing advancement, of the competitive offtake partnering process. These activities, further to the development of the Project through permitting towards shovel readiness, speak to the Company's efforts to leave no stone

untuned when it comes to delivering upon Ewoyaa's considerable potential as an industry-leading hard rock lithium asset.

In addition, remarkable progress has been made internally to enable the Company's continued growth. To this end, through a series of strategic appointments in key positions, we have added a vast amount of expertise to the business, with a particular emphasis on mine build and mine operatorship experience, as well as in roles that support the Company's increasing activities. In line with these appointments, a concerted approach has been taken to reviewing, establishing and/or enhancing processes and procedures to bring the Company to where it needs to be as we near mine construction.

**"a responsible and transparent mining company that acts with the best interests of its stakeholders in mind"**

To this end, significant steps have been made to more closely align the practices, channels of communication and cultures of our teams in Ghana and in Australia, aiming to optimise the Company's performance across all functions and departments, and to build upon the Company's foundations that have made it the happy and inclusive working environment for our employees that is today. With this in mind, we are proud to have recently introduced our 'CARE' values – Collaboration, Authenticity, Respect and Excellence – which serve to guide the Company and its employees in their daily activities and ensure that Atlantic Lithium maintains the strong support of its stakeholders.





CONTENTS

- COMPANY OVERVIEW & FY2024 HIGHLIGHTS
- MESSAGES FROM MANAGEMENT
- DIRECTORS' REPORT
- CORPORATE GOVERNANCE SUMMARY 2024
- INTEREST IN TENEMENTS
- AUDITORS' INDEPENDENCE DECLARATION
- FINANCIAL STATEMENTS
- CONSOLIDATED ENTITY DISCLOSURE STATEMENT
- DIRECTORS' DECLARATION
- INDEPENDENT AUDITORS' REPORT
- SHAREHOLDER INFORMATION

As we await the ratification of the Mining Lease for the Project, and with consideration to the current lithium pricing environment, our focus lies firmly on the completion of the critical steps ahead of us to achieve FID and enable us to break ground at Ewoyaa as soon as possible. These include the grant of the remaining permits we require, the detailed design work and the preparation of the contracts for the construction and operation of the Project. These activities are progressing at pace, and we look forward to updating shareholders with developments in respect of these workstreams in due course.

Following the grant of the exploration permits in respect of the Rubino and Agboville licences in Côte d'Ivoire, we are delighted to be progressing our maiden exploration campaign outside of Ghana, which supports the Company's long-term ambitions of becoming a leader producer of spodumene in Africa. Our attention, however, remains primarily on delivering Ewoyaa as Ghana's first lithium mine and the Company's resources will be allocated accordingly. Nevertheless, we see great value potential in the exploration of the Côte d'Ivoire licences. As such, exploration will be run concurrent to the activities at Ewoyaa, albeit at moderate levels whilst remaining conscious of the Company's cashflows.

**“ we find ourselves today on the brink of construction at Ewoyaa and with commercial production of spodumene well and truly in our sights”**

Following yet another period of immense progress, we find ourselves today on the brink of construction at Ewoyaa, with commercial production of spodumene well and truly in our sights. I would like to take this moment to thank our staff, our Project partners and all of our stakeholders that have contributed and supported our efforts to this point.

We take great pride in the role we hold in leading Ghana's lithium production ambitions and driving the country's socio-economic development, focused primarily on our Project-affected communities in the Central Region. We, therefore, look forward with great anticipation to achieving the goals we have defined for FY2025 and making it an even more successful year than the last.

Yours sincerely,

**KEITH MULLER**  
CHIEF EXECUTIVE OFFICER

18 September 2024



# MESSAGE FROM THE FINANCE DIRECTOR & COMPANY SECRETARY



**I am very pleased to report on what has been an exceptionally busy and successful year for the Company.**

The period has been marked by a number of major milestones that support our project development activities at Ewoyaa and position the business well to deliver upon its strategic objectives and generate value for shareholders.

In particular, our efforts have resulted in considerable progress with regards to de-risking the Company's funding obligations for the Project's capital expenditure, enhancing the Company's strong partner and stakeholder support, broadening the Company's global reach for investors, and enabling the Company's ongoing transition from explorer to developer.

A major achievement towards these aims was the signing of the Heads of Terms agreement with the Minerals Income Investment Fund ("MIIF") for its planned US\$32.9m Strategic Investment to expedite the development of the Project. In line with the first stage of the Strategic Investment, we were delighted to announce the completion of the MIIF's Subscription for Atlantic Lithium shares to a value of US\$5m in January 2024. As the country's mineral sovereign wealth fund, MIIF serves as a highly influential stakeholder within Ghana's mining industry. MIIF's Subscription, therefore, represents a major endorsement for the Project, as well as MIIF's underlying belief in the Company's potential as an investment opportunity. Following the completion of the Subscription, we are working hard to conclude MIIF's intended US\$27.9m Project-level investment, which forms the second stage of its Strategic Investment and which will see MIIF contribute directly to the advancement of the Project.

At such a crucial point for Ewoyaa, we are grateful for the significant backing we continue to receive from our Project partners, which now includes MIIF. Assore has been fundamental to the Company's growth for many years, having supported Atlantic Lithium since its London listing. Without Assore, the considerable progress we have made at Ewoyaa would likely never have been possible. With this in mind, we believe that Assore's two offers to take over the Company during the period demonstrate Assore's recognition for Ewoyaa's significant potential. While we felt that these offers were not in the best interest of shareholders at the time, we welcome Assore's ongoing, valued contribution towards the advancement of the Project.

Earlier in the period, we were also pleased to receive Piedmont's notification of intent to support Ewoyaa's funding, in line with Piedmont's agreement to earn in to Atlantic Lithium's interest in the Project. As a key partner and customer, Piedmont provides significant

input in the direction of the Project. Piedmont's notification, therefore, serves as an important landmark for the Project's development. Alongside MIIF, Assore and Piedmont, we look forward to working towards our shared goal of achieving production at Ewoyaa.

During the period, having already received overwhelming interest for near-term offtake from Ewoyaa, we kickstarted the competitive offtake partnering process for up to 500,000 tonnes of spodumene concentrate from the Project. Through the first stage, we received

expressions of interest from some 80 players covering all corners of the industry, including OEMs, battery gigafactories, traders and chemical processors. Through vigorous review, we whittled this list down to parties whose offers aligned with the Company's ultimate objectives of securing a route to market for Ewoyaa's product and supported the Company and Ghana's long-term lithium production ambitions. Whilst there can be no certainty on the timing or terms of any offtake agreement, the Company is now nearing the conclusion of the process, which will serve as a major de-risking milestone in the Company's funding of the Project.

Another landmark, not only for Atlantic Lithium, but also for Ghana, was the Company's listing on the Main Market of the GSE. To have completed the listing in the time that we did, which saw the Company become the first lithium company and first pre-construction project listed on the GSE, was testament to the impressive work of our team, our advisors and the relevant regulatory bodies in Ghana. We consider the listing as a means of demonstrating the Company's ongoing commitment to Ghana's economic development by enabling Ghanaians the opportunity to grow wealth through the Company's lithium production activities. Through the listing, we are proud to have extended the Company's reach to Ghanaian investors and further enhanced the Project's awareness in-country and globally.

**"We are grateful for the significant backing we continue to receive from our Project partners"**







- CONTENTS
- COMPANY OVERVIEW & FY2024 HIGHLIGHTS
- MESSAGES FROM MANAGEMENT
- DIRECTORS' REPORT
- CORPORATE GOVERNANCE SUMMARY 2024
- INTEREST IN TENEMENTS
- AUDITOR'S INDEPENDENCE DECLARATION
- FINANCIAL STATEMENTS
- CONSOLIDATED ENTITY DISCLOSURE STATEMENT
- DIRECTORS' DECLARATION
- INDEPENDENT AUDITOR'S REPORT
- SHAREHOLDER INFORMATION

Cognisant of the need to continue to build upon its current skillset, the Board updated the Board of Directors skills matrix during the period. This important initiative was aimed at identifying areas in which the Company may be able to add experience and expertise, notably to ensure the Company is able to successfully transition from explorer to developer and producer, as well as being focused on improving the Company's corporate governance. The results of the skills assessment will be taken into consideration as new Directors are added to the Board over time.

**“We have delivered upon a number of the targets we had set out at the beginning of the year and are now in a strong position for the period ahead”**

As we advance Ewoyaa through the permitting phases, whilst remaining conscious of current lithium market conditions, our focus remains on critical activities that advance Ewoyaa to FID. Accordingly, we have taken steps to rationalise expenditure on non-critical activities, intended to ensure that the Company is primed to deliver upon its target of achieving production at Ewoyaa.

At this point, we would like to thank the Company's loyal shareholders for their ongoing support. In December 2023, through our A\$8m Equity Placing, we received strong support from our existing, core institutional shareholders, while, at the same time, welcoming new institutions onto to our register. We continue to note growing interest from institutional investors, who, we believe, are increasingly recognising Ewoyaa's status as an industry-leading asset.

We also thank the Company's retail shareholders who closely follow the Company and form the backbone of Atlantic Lithium's success. We aim to communicate as often and as openly as possible, particularly through our attendance at conferences, social media channels and through our Investor Meet Company webinars. This regular dialogue, we believe, is key to enabling shareholders maximum access to the Management team and ensuring transparency with regards to the Company's activities. While the Company's share price has been impacted, understandably, by the decline in spodumene prices, we are confident that, with several major catalysts ahead, the Company can unlock the significant value potential that Ewoyaa holds for shareholders.

Against a challenging backdrop, Atlantic Lithium has performed well over the last year. We have delivered upon a number of the targets we had set out at the beginning of the year and are now in a strong position for the period ahead. We look forward to providing further updates on our progress in due course.

Yours sincerely,

**AMANDA HARSAS**  
FINANCE DIRECTOR & COMPANY SECRETARY  
18 September 2024



# DIRECTORS' REPORT

The Company's Directors submit their report on Atlantic Lithium Limited ("Atlantic Lithium" or the "Company") and its controlled entities ("the Group") for the year ended 30 June 2024.

## DIRECTORS

The names and details of the Company's Directors in office during the financial year and until the date of this report are as follows. Directors were in office for this entire period unless otherwise stated.

Neil Herbert  
Keith Muller  
Amanda Harsas  
Kieran Daly  
Christelle Van der Merwe  
Jonathan Henry (appointed 19 December 2023)  
Edward Koranteng (appointed 15 May 2024)  
Lennard (Len) Alexander Kolff van Oosterwijk (resigned 20 December 2023)  
Patrick Brindle (resigned 29 January 2024)  
Holly Waldeck (alternate for Kieran Daly – resigned 30 April 2024)



**Neil Herbert –  
Executive Chairman**

Appointed as Executive Chairman 22 April 2022, appointed as Non-Executive Chairman 23 May 2018 and appointed as Non-Executive Director 12 February 2015  
FCCA

Mr Herbert is a Fellow of the Association of Chartered Certified Accountants with over 30 years of experience in finance. Further, Mr Herbert has over 25 years of experience growing and developing mining, oil and gas companies both as an executive and as an investor.

Until May 2013, Mr Herbert was co-chairman and managing director of AIM-listed natural resources investment company Polo Resources Limited. Prior to this, he was a director of resource investment company Galahad Gold plc. During his time at Galahad Gold plc, Mr Herbert acted as the finance director of the company's most successful investment, a start-up uranium company called UraMin Inc from 2005 to 2007, during which time Mr Herbert worked to float UraMin Inc on AIM and the Toronto Stock Exchange, successfully raised US\$400 million in equity financing and subsequently negotiated the sale of the group for US\$2.5 billion.

Mr Herbert has also held board positions at several other resource companies where he was involved in managing numerous acquisitions, disposals, stock market listings and fundraisings. Mr Herbert holds a joint honours degree in economics and economic history from the University of Leicester.

Mr Herbert is a member of the Audit & Risk Committee and is the chair of the Executive Committee. During the past three years, Mr Herbert has also served as a director of the following listed companies:

- Pulsar Helium Inc (appointed 17 November 2022) which is listed on the Toronto Stock Exchange (TSX).
- Pasofino Gold Limited (appointed on 11 February 2021 and resigned 5 October 2023) which is listed on the Toronto Stock Exchange (TSX-V).
- Firing Strategic Minerals plc (appointed on 12 November 2021 and resigned 6 October 2023) which is listed on the London Stock Exchange (AIM).
- Premier African Minerals (resigned 27 April 2022), which is listed on the London Stock Exchange (AIM).



**Keith Muller –  
Chief Executive Officer**

Appointed as Executive Director 31 May 2023  
BEng Mining, MMinEng, FAusIMM(CP)

Mr Muller is a mining engineer with over 20 years of operational and leadership experience across domestic and international mining sectors, including in the lithium sector. He has a strong operational background in hard rock lithium mining and processing, particularly in DMS spodumene processing.

Before joining Atlantic Lithium, he held roles as both a Business Leader and General Manager at Allkem, where he worked on the Mt Cattlin lithium mine in Western Australia, and, prior to that, as Operations Manager and Senior Mining Engineer at Simec.

Mr Muller has built an impressive track record as a technical and operational leader and, throughout his career, has been responsible for improving efficiency, driving commercial opportunities, increasing mine longevity, and enhancing safety across the projects he has worked on. He is also a fellow and chartered professional of the Australian Institute of Mining and Metallurgy.

Mr Muller joined the Company in November 2022 as Chief Operating Officer and, in June 2023, was promoted to Chief Executive Officer. During the past three years, Mr Muller has also served as a director of Bulletin Resources Limited (appointed on 03 February 2023), which is listed on the ASX.



Appointed as Executive Director 11 March 2022


Bachelor of Business, CA

Ms Harsas has over 25 years' experience in strategic finance, business transformation, commercial finance, customer and supplier negotiations and company secretarial and capital management across various firms including PwC, Healius and Law Society of Australia.

With extensive experience in mining and exploration, healthcare, retail, and professional services sectors throughout Australia, Asia, Europe and the USA, Ms Harsas brings a unique perspective to the Board.

Ms Harsas graduated from the University of Technology, Sydney with a Bachelor of Business. She is a member of Chartered Accountants Australia and New Zealand and the Australian Institute of Company Directors.

Ms Harsas joined the Company in November 2020 as Chief Financial Officer and was subsequently appointed as Company Secretary in January 2021. In March 2022, Mrs Harsas was promoted to Finance Director. During the past three years, Ms Harsas has not served as a director of any other listed company.



Appointed 9 April 2019

Bsc (Mining Engineering), MBA

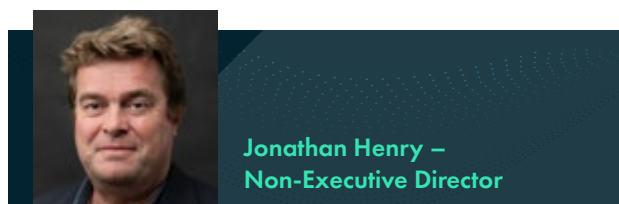
Mr Daly has extensive experience working in investment banking/equity research and is the Executive: Growth & Strategic Development at Assore. Prior to joining Assore in 2018, Mr Daly worked for firms such as UBS Group AG, Macquarie Group Limited and Investec Limited. During the first 15 years of his mining career, Mr Daly worked in the coal division of Anglo American plc (Anglo Coal) in a number of international roles including operations, sales & marketing, strategy and business development. His key roles included leading and developing Anglo Coal's marketing efforts across Asia and acting as the global Head of Strategy for Anglo Coal. Mr Daly is chair of the Company's Audit & Risk Committee and also a member of the Nomination & Remuneration Committee. During the past three years, Mr. Daly has also served as an alternate director of Gemfields Group Limited (appointed 12 November 2021) which is listed on the Johannesburg Stock Exchange (JSE) and AIM.



Appointed as Non-Executive Director 22 December 2020

BSc Hons (Geology), BSc (Geology & Environmental Management), CAGS (Adv Min Resource Mgmt - Mining Engineering), MAP, BArch

Ms van der Merwe is a Senior Manager in the Growth & Strategic Development team at Assore. She has been a geologist for Assore since 2013 and is involved with strategic and resource investment decisions of the company. Ms van der Merwe is a member of SACNASP, the GSSA and AUSIMM. During the past three years, Ms van der Merwe has not served as a director of any other listed company.



Appointed 19 December 2023

BA (Hons) in Natural Science

Mr Henry is an experienced Non-Executive Director, having held various leadership and Board roles across the mining industry for nearly two decades. Mr Henry has significant expertise working across capital markets, business development, project financing, key stakeholder engagement, and the reporting and implementation of ESG-focused initiatives. Mr Henry has a wealth of experience advancing projects towards production and commercialisation to deliver shareholder value.

Mr Henry has previously served as Non-Executive Chair and Executive Chair of Giyani Metals Corporation, a battery development company advancing its portfolio of manganese oxide projects in Botswana, Executive Chair and Non-Executive Director at Ormonde Mining plc, Non-Executive Director at Ashanti Gold Corporation, President, Director and Chief Executive Officer at Gabriel Resources Limited and various roles, including Chief Executive Officer and Managing Director, at Avocet Mining PLC.

Mr Henry is a member of the Company's Audit & Risk Committee and Nominations & Remuneration Committee. During the past three years, Mr Henry has served as a director of the following listed companies:

- Giyani Metals Corporation (appointed 27 August 2018 and retired 24 May 2024) which is listed on the Toronto Venture Exchange (TSV-X).
- Ormonde Mining plc (appointed 2016 and resigned 30 September 2021) which is listed on the Aquis Stock Exchange Growth Market.

# DIRECTORS' REPORT



**Edward Koranteng –  
Non-Executive Director**

Appointed 15 May 2024

BA (Hons), LL.M

Mr Koranteng is a lawyer and an experienced corporate and investment banker. He has served as Chief Executive Officer of the Minerals Income Investment Fund ("MIIF") since 2021.

Prior to joining MIIF, Mr Koranteng held the role of Business Head for East, Central and Southern Africa for Ghana International Bank plc ("GHIB"), where he was responsible for GHIB's energy and mining portfolio. He also worked with the Chase Bank Group (Kenya), now SBM Bank of Mauritius, as Group Head for Energy, Oil, Gas and Mining. Edward currently sits on the boards of MIIF and Glico General Insurance Ltd.

Mr Koranteng holds a BA (Hons) from the University of Ghana, a Master of Laws in International Banking and Finance from the University of Leeds in the UK, a Postgraduate Diploma from BPP Law School in the UK and the Ghana School of Law. He has practised as a barrister in both the UK and Ghana and holds various executive and postgraduate certifications, including in Oil, Gas and Mining from the Blavatnik School of Government, University of Oxford in the UK.

Mr Koranteng is chair of the Company's Nominations & Remuneration Committee. During the past three years, Mr Koranteng has also served as a director of the following listed companies:

- Asante Gold Corporation (appointed 16 March 2023), which is listed on the Canadian Securities Exchange (CSE) and Ghana Stock Exchange (GSE).

## **Lennard Kolff – Head of Business Development & Chief Geologist**

Appointed as Executive Director 29 March 2022 and resigned 20 December 2023

BSc (Hons) Mecon Geol (Economic Geology)

Mr Kolff holds a Bachelor of Science (Honours) degree from the Royal School of Mines, Imperial College, London and a Masters of Economic Geology from CODES, University of Tasmania. Mr Kolff has over 25 years of mining industry experience in the design, implementation and execution of exploration activities, resource evaluation and project studies and appraisals within the major and junior resources sector. Mr Kolff has a proven track record in deposit discovery across a wide variety of jurisdictions, with a particular focus on Africa.

Mr Kolff was instrumental in the discovery and evaluation of Atlantic Lithium's Ewoyaa Lithium Project in Ghana, as well as the discovery and evaluation of the Mofe Creek iron ore project in Liberia during his time working with Tawana Resources. Prior to this, Mr Kolff worked with Rio Tinto for 16 years and was involved in several high-profile projects, including the Simandou iron ore project in Guinea and the Northparkes Copper-Gold mine in Australia.

Mr Kolff joined the Company in 2015 as a Country & Technical Manager and, in 2019, was promoted to Chief Operating Officer. In March 2022, Mr Kolff was appointed as Interim Chief Executive Officer until his appointment as Head of Business Development & Chief Geologist in June 2023. During the past three years, Mr Kolff has not served as a director of any other listed company.

## **Patrick Brindle – Non-Executive Director**

Appointed as Non-Executive Director 31 May 2023 and resigned 29 January 2024

BSc (Environmental Science), BSc (Civil Engineering)

Mr Brindle currently serves as Executive Vice President & Chief Operating Officer at Piedmont Lithium Inc. He joined Piedmont in January 2018 and, prior to his appointment as Executive Vice President and Chief Operating Officer in March 2022, held roles as Vice President of Project Management and subsequently as Chief Development Officer. Mr Brindle has more than 20 years' experience in senior management and engineering roles and has completed EPC projects in diverse jurisdictions including the United States, Canada, China, Mongolia, Australia and Brazil. Before joining Piedmont, he was Vice President of Engineering for DRA Taggart, a subsidiary of DRA Global, an engineering firm specialising in project delivery of mining and mineral processing projects globally. During the past three years, Mr Brindle has not served as a director of any other listed company.

## **Holly Waldeck – Alternate Director for Kieran Daly**

Appointed 30 November 2020 and resigned 30 April 2024

B.Comm (with Honours), CTA, CA

Ms Waldeck is currently the Commercial Director in the international commodities marketing business of the Assore group. During the past three years, Ms Waldeck has not served as a director of any other listed company.



## CORPORATE STRUCTURE

Atlantic Lithium Limited is a company limited by shares that is incorporated and domiciled in Australia. It was converted to a public company on 22 August 2011 and was admitted to AIM ("AIM"), a market owned and operated by the London Stock Exchange Group Plc, on 12 February 2015, admitted to the Australian Stock Exchange ("ASX") on 26 September 2022 and admitted to the Ghana Stock Exchange (GSE) on 13 May 2024.

## DIVIDENDS

No dividends were declared or paid during the financial year.

As at 18 September 2024, the interest of the Directors in the shares and options of Atlantic Lithium were:

	Number of Ordinary Shares	Number of options over ordinary shares
<b>Executive Directors</b>		
Neil Herbert <sup>1</sup>	8,106,305	2,000,000
Keith Muller	200,000	6,000,000
Amanda Harsas <sup>2</sup>	4,500,000	2,000,000
<b>Non-Executive Directors</b>		
Kieran Daly	-	-
Christelle van der Merwe	-	-
Jonathan Henry	51,518	-
Edward Koranteng	-	-

1 Neil Herbert shares are held by Huntress CI Nominees Limited.

2 Amanda Harsas shares are held by Birubi Grove Pty Ltd ATF Harsas Family Trust.



CONTENTS

COMPANY OVERVIEW & FY2024 HIGHLIGHTS

MESSAGES FROM MANAGEMENT

DIRECTORS' REPORT

CORPORATE GOVERNANCE SUMMARY 2024

INTEREST IN TENEMENTS

AUDITOR'S INDEPENDENCE DECLARATION

FINANCIAL STATEMENTS

CONSOLIDATED ENTITY DISCLOSURE STATEMENT

DIRECTORS' DECLARATION

INDEPENDENT AUDITOR'S REPORT

SHAREHOLDER INFORMATION

# DIRECTORS' REPORT

## PRINCIPAL ACTIVITIES

The Company's corporate strategy is to create and sustain shareholder value through the evaluation, development and production of its flagship advanced Ewoyaa Lithium Project in Ghana, the ongoing exploration and evaluation of the highly prospective lithium tenure package in Ghana and Côte d'Ivoire, as well as the ongoing review of new opportunities, with a primary focus on Africa.

In Ghana, the Company holds 509km<sup>2</sup> of granted and under application tenure through direct applications and earn-in agreements. In 2018, the Company was responsible for the discovery of the spodumene-rich lithium pegmatite in Ghana's Central Region called the Ewoyaa Lithium Project, where the Company has defined a 36.8Mt at 1.24% Li<sub>2</sub>O Mineral Resource.<sup>1</sup>

In October 2023, a Mining Lease was granted in respect of the Project, paving the way for the Project to be advanced through permitting towards construction, operation and commercial production, as the country's first lithium mine. The

Definitive Feasibility Study for the Project indicates a low capital and operating cost profile project, with significant, near-term production potential. The Project benefits from favourable metallurgy, close proximity to operational infrastructure and requires simple, low water and energy intensive processing, making it one of the industry's leading hard rock lithium assets.

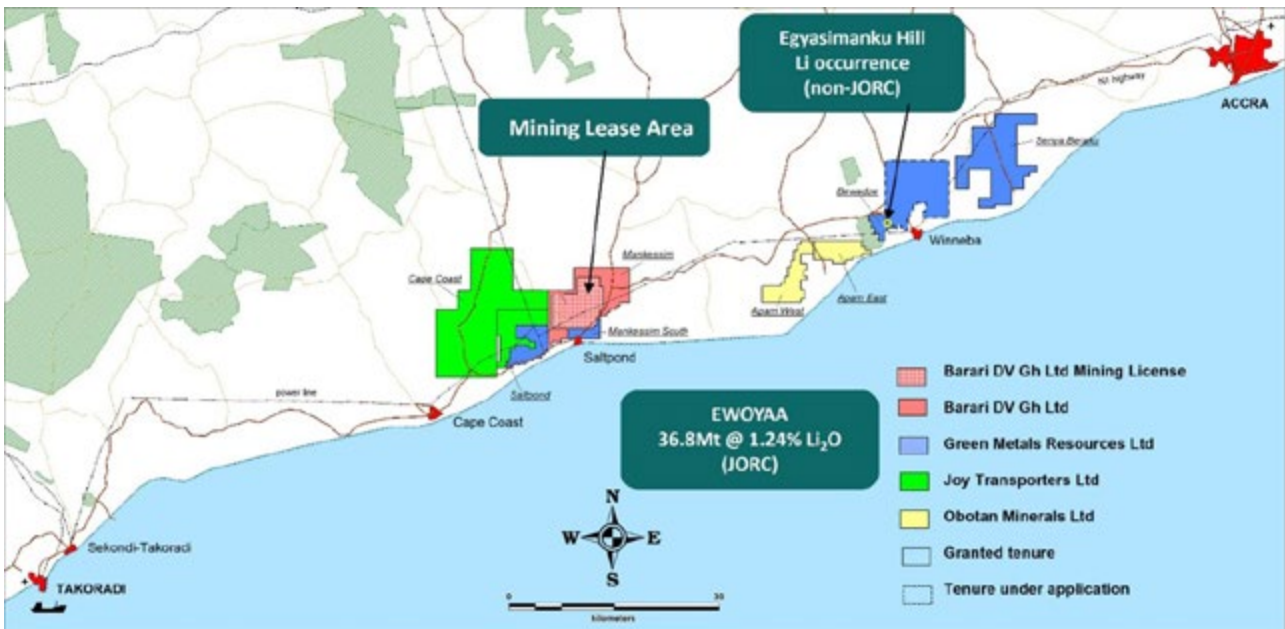
**"as the country's first lithium mine, Ewoyaa has the potential to deliver significant, long-lasting benefits to Ghana"**

The Ewoyaa Project is being funded to production through a co-development agreement with Nasdaq and ASX-listed Piedmont Lithium Inc. (NASDAQ: PLL, ASX: PLL, "Piedmont"). Under the agreement, Piedmont has the right to earn up to 50% of the Company's interest in the Project by sole funding US\$17.0m towards studies and exploration and US\$70.0m towards development expenditure, with any cost overruns shared equally, and an offtake agreement for 50% of the Project's

spodumene concentrate production at market rates.

The Company believes that, as the country's first lithium mine, Ewoyaa has the potential to deliver significant, long-lasting benefits to Ghana and its Project-affected communities.

FIGURE 1 ATLANTIC LITHIUM'S TENURE AND OPERATIONAL INFRASTRUCTURE IN GHANA.



In Côte d'Ivoire, the Company holds 771km<sup>2</sup> of highly prospective tenure within Birimian terrain. Leveraging synergies with its existing operations and applying its extensive experience of lithium exploration, discovery and evaluation in tropical weathering environments, the Company intends to advance its portfolio in Côte d'Ivoire concurrent to its activities to advance Ewoyaa towards production.



CONTENTS

COMPANY OVERVIEW  
&  
FY2024 HIGHLIGHTS

MESSAGES FROM  
MANAGEMENT

DIRECTORS'  
REPORT

CORPORATE  
GOVERNANCE  
SUMMARY 2024

INTEREST IN  
TENEMENTS

AUDITORS'  
INDEPENDENCE  
DECLARATION

FINANCIAL  
STATEMENTS

CONSOLIDATED  
ENTITY DISCLOSURE  
STATEMENT

DIRECTORS'  
DECLARATION

INDEPENDENT  
AUDITORS'  
REPORT

SHAREHOLDER  
INFORMATION

# DIRECTORS' REPORT

## OPERATIONS REPORT

### Project Development

#### MINING LEASE

In October 2023, the Company's subsidiary Barari DV Ghana Limited ("Barari") was granted the Ewoyaa Mining Lease, comprising the proposed Ewoyaa Lithium Mine and Processing Plant, as detailed in the Ewoyaa Definitive Feasibility Study ("DFS"), announced in June 2023, enabling the advancement of the Project towards construction, operation and commercial production.

The Mining Lease grants the Company exclusive rights to work, develop and produce lithium over the 42.63 km<sup>2</sup> area ("Lease Area") within the Mankessim licence, which is held by Barari and contains the Project, for an initial period of 15 years, representing a major de-risking milestone for the advancement of the Project.

The Mining Lease is the first to be granted for lithium in Ghana, reflecting the country's proactive step towards diversifying its domestic mineral production, which is currently dominated by its gold industry, towards the production of critical minerals to support global climate change initiatives.

The Project's economics position Ewoyaa as among the largest hard rock lithium projects globally, producing a total of 3.6Mt of spodumene concentrate (approximately 350,000tpa) over a 12-year mine life<sup>1</sup>, and indicate a low capital and operating cost profile:

- C1 cash operating costs of US\$377/t of concentrate Free-On-Board ("FOB") Ghana Port, after by-product credits;
- All-in Sustaining Cost ("AISC") of US\$675/t;
- Development cost estimate of US\$185m.

In accordance with the terms of the Mining Lease, the Company agreed to undertake:

- a scoping study to evaluate the economic benefits and viability of downstream lithium conversion in Ghana ("Downstream Conversion Study");
- a feasibility study to assess the viability of producing and processing feldspar feedstock as by-product of spodumene concentrate production at the Project ("Feldspar Study"); and
- a listing of the Company's shares on the Ghana Stock Exchange.

The Downstream Conversion Study was undertaken in partnership with Engineering Procurement and Construction firm Mincore, while the Feldspar Study was conducted by the University of Mines and Technology ("UMaT"), Tarkwa in the Western Region of Ghana.

Following the completion of these criteria, the Company received notification in July 2024 that its Mining Lease application had been submitted to parliament for ratification, as required under Ghanaian law.

The Company currently awaits the ratification of the Mining Lease, which, alongside the grant of the remaining permits, serves as an important pre-requisite to breaking ground at Ewoyaa.







### FELDSPAR STUDY

The Feldspar Study undertaken by the Company alongside UMaT confirms the viability of producing and processing feldspar feedstock as by-product of spodumene concentrate production at Ewoyaa and supports the Company's plans of supplying feldspar produced at Ewoyaa into the local Ghanaian market.

The delivery of the Feldspar Study follows the report of the maiden JORC-compliant Mineral Resource Estimate for feldspar during the period, detailed further in this report, which confirms that Ewoyaa represents a major source of feldspar in Ghana.

Expected to deliver a modest revenue stream for the Company, the Company believes that the supply of feldspar will generate significant value to its Project-affected communities and to Ghana, including through the growth of businesses associated with the ceramics industry, the establishment of processing facilities or factories and the creation of new jobs.

The Company has begun engaging local parties in Ghana to seek expressions of interest for the feldspar by-product to establish a preferred route to market aimed at maximising benefits to the local industry.

The Company believes that the supply of feldspar from Ewoyaa further strengthens the Company's social licence to operate and reflects its commitment to support the long-term socio-economic development of the Central Region.

**"commitment to the long-term development of the Ghanaian economy"**

### GHANA STOCK EXCHANGE LISTING

On 13 May 2024, following the approval of the GSE's Listing Committee and Ghana's Securities and Exchange Commission ("SEC") earlier in the month and in line with the agreed terms of the Ewoyaa Mining Lease, the Company completed the listing of its entire share capital, being 649,669,053 Ordinary Shares, by introduction on the Main Market of the GSE.

The listing ceremony welcomed leading figures from across Ghana's mining industry, demonstrating strong continued stakeholder support for the advancement of the Project towards achieving commercial production.

Through its admission, Atlantic Lithium became the first lithium company to join the exchange, representing the Company's firm commitment to the long-term development of the Ghanaian

economy by offering investors and financial institutions in Ghana the opportunity to create wealth in line with the success of the Company's lithium production ambitions at Ewoyaa. The listing also aligns with the ambitions of the GSE which has been working to implement initiatives to provide Ghanaians with earlier investor access to mining companies, enabling them to capture a greater portion of the value chain.

With the Company's shares already trading on the Australian Securities Exchange ("ASX"), London Stock Exchange's AIM market ("AIM") and the OTCQX in North America, the GSE listing extends the Company's increasingly global investor reach and further raises the profile of the Company and its industry-leading lithium asset.

Atlantic Lithium shares trade on the GSE under the ticker "ALLGH".



### CONTENTS

- COMPANY OVERVIEW & FY2024 HIGHLIGHTS
- MESSAGES FROM MANAGEMENT
- DIRECTORS' REPORT
- CORPORATE GOVERNANCE SUMMARY 2024
- INTEREST IN TENEMENTS
- AUDITORS' INDEPENDENCE DECLARATION
- FINANCIAL STATEMENTS
- CONSOLIDATED ENTITY DISCLOSURE STATEMENT
- DIRECTORS' DECLARATION
- INDEPENDENT AUDITORS' REPORT
- SHAREHOLDER INFORMATION

# DIRECTORS' REPORT



## PERMITTING

Following the grant of the Mining Lease, the Company has made strong progress with regards to completing the permitting steps required for the advancement of the Project towards shovel-readiness, while maintaining the strong support of its local communities.

### *EPA Public Hearings*

During the period, following the Company's submission of the Scoping Report to the Ghana Environmental Protection Agency ("EPA"), which included the Terms of Reference and was based on the activities proposed in the agreed Mining Lease, the EPA held two public hearings in respect of the Project in two of the Project-affected communities.

Both events, held in Ewoyaa in February 2024 and in Krofu in June 2024, were attended by over 1,000 local stakeholders, respectively, comprising members of local and regional governments, paramount and divisional chiefs, representatives of the Project's catchment area communities, representatives of the Minerals Commission, and the EPA.

During the events, members of the Company's leadership team detailed the planned activities at the Project, as outlined in the DFS, addressed queries from audience members and outlined the benefits that the Project is set to deliver to the Central Region and to Ghana.

On behalf of the EPA, Deputy Executive Director Mr Ransford Sekyi stated that the EPA would ensure that operations are carried out with the best interests of the Project-affected communities in mind.

The Company welcomed the exceptional support for the advancement of the Project demonstrated by the members of its Project-affected communities over the two events, which the Company considers fundamental to the long-term success of the Project.

In May 2024, following the completion of the first hearing, the Company submitted its draft Mine and Process Environment Impact Statement ("EIS") to the EPA.

Post-period, following the resubmission of the Company's final EIS, which incorporated the EPA's feedback (both on the draft EIS and regarding queries raised in the second public hearing), the EPA granted the environmental permit the Company required for the advancement of the Project.

### *Inaugural Community Consultative Committee meeting*

Earlier in the period, the Company held its inaugural Community Consultative Committee ("CCC") meeting in Saltpond, in Ghana's Mfantseman Municipality. Chaired by Municipal Chief Executive Hon. Ike Lord Ennu and comprising representatives of the communities surrounding the Project area, the CCC was established to enable transparent discussion between the Company and its local stakeholders.

At the meeting, the Company's proposed activities at Ewoyaa were explained in greater detail and discussed in an open forum. The meeting was well attended, with members of the Project-affected areas vocal in their advocacy for the Project.

### *Additional Permits*

The Company's Environmental & Social team continues to work towards securing the remaining permits required for the Project.

To expedite the grant of the Mine Operating Permit, which forms the final approval required by the Company to commence construction at the Project, the Company has completed its draft Mine Operating Plan and Emergency Response Plan, adhering to the guidance and support provided by the Minerals Commission.

Comprehensive crop and land surveys for compensation purposes have also been completed, enabling land acquisition ahead of breaking ground at the Project.





The Project was also awarded a Bulk Customer Permit by Ghana's Energy Commission which classifies the Project as a bulk consumer of electricity and allows the Company to enter into a competitive bid process with various bulk energy suppliers in Ghana. The process is expected to enable the Company to secure a 30-50% reduction in the Project's overall power cost.

### FLOTATION STUDY

During the period, in partnership with DRA Projects ("DRA"), the Company completed a scoping study ("Flotation Scoping Study") to assess the viability of including a flotation circuit to run independently from the Dense Media Separation-only ("DMS") plant at Ewoyaa.

The results of the Flotation Scoping Study confirm the viability of beneficiating the 4.7Mt of 1.2% Li<sub>2</sub>O naturally-occurring fines material<sup>1</sup>, outlined in the DFS for the Project to be intended to be sold as a low-grade lithium secondary product, as feedstock for the flotation circuit to produce a higher value, lower volume concentrate product that would replace the lower-grade secondary product.

The results of the Study also support the Company's intention to process the DMS processing plant middlings, which were not previously considered a saleable product from Ewoyaa, through the flotation circuit to achieve >5% Li<sub>2</sub>O concentrate grades.

The Study results also confirm a circa fourfold improvement of metal recovery of the finer-grained P2 spodumene-bearing pegmatite material through the flotation circuit versus when it is processed through the main DMS plant alone.

The positive results of the Flotation Scoping Study support the case for the inclusion of a downstream flotation circuit, which the Company will investigate as an opportunity to further optimise the Project following the commencement of production at Ewoyaa.

### PIEDMONT NOTIFICATION OF COMMITMENT TO EWOYAA DEVELOPMENT FUNDING

Under the Project's current funding arrangements, and considering a total development expenditure of US\$185m for the Project, as indicated in the DFS, funding partner Piedmont Lithium Inc. ("Piedmont") is required to contribute the first US\$70m of development expenditure as sole funding, and 50% of all development expenditure thereafter.

During the period, Piedmont notified the Company of its intent to support the development of the Project towards production and, in line with the satisfaction of the terms set out in Stage 2 of Piedmont's earn-in agreement with the Company, exercised its option to acquire an initial 22.5% interest in the Company's ownership of Atlantic Lithium's spodumene projects in Ghana ("Ghana Portfolio").

Under the terms set out in Stage 3 of the agreement, through sole funding the US\$70m, Piedmont will earn a further 27.5% of the Company's interest in the Ghana Portfolio, taking its total interest to 50%.

The completion of Stage 3 is intended to result in the construction of the Project and achievement of initial spodumene concentrate production from Ewoyaa, whereby Piedmont will earn the rights to 50% of the total spodumene concentrate production from Ewoyaa at market price.



# DIRECTORS' REPORT

## EPA APPROVAL TO DIVERT MANKESSIM TRANSMISSION LINES

Following the Company's request, the EPA has issued its authorisation of the diversion of two transmission lines which currently traverse planned mining areas within the Ewoyaa Lease Area to the northern border of the Company's Mankessim licence. The diversion of the transmission lines will be carried out by Ghana Grid Company Ltd in order to enable alignment with the mine plan for the Project.

## KEY CONTRACTS

Through the period, the Company has progressed activities associated with the award of several key contracts required for the construction and operation of the Project, including the Engineering, Procurement, Construction, and Management ("EPCM") contract and the mining services contract, which will be subject to the satisfaction of the FID as a Condition Precedent.

Supporting the preparation of these contracts, the Company continues to work with DRA, which has significant experience of DMS processing plant construction globally, including in Ghana, to complete front-end loading studies in respect of the Project.

## MODULAR DMS UNIT

Post period-end, the Company announced its decision to remove early ore processing using a modular DMS unit, which had been previously included in the Ewoyaa DFS, from the development schedule for the Project.

The modular unit had been initially identified as an opportunity to capitalise on the heightened lithium prices to generate early cashflow and as a means to train staff on the operation of a smaller-scale plant and test the Project's logistics before the commencement of full operations at the main plant.

Considering the delays to the parliamentary ratification of the Mining Lease, which has shortened the expected window of time between ratification and first production from the initially-planned modular unit, as well as the significantly weaker current spodumene concentrate price versus the price indicated in the DFS, which would cut margins considerably, the Company believed it to be more prudent to conserve cash and focus on delivery of the main DMS processing plant, rather than committing itself to delivering the modular DMS unit.

## STAFF FATALITY

On 9 July 2024, the Company experienced a tragic event which sadly resulted in the death of a member of the Company's workforce. Immediately following the accident, the Project site was shut, activities suspended, and the relevant authorities notified.

Following the Company's cooperation with the Minerals Commission's investigation, which included several site visits by the Inspectorate Division of the Minerals Commission, the site was released back to Atlantic Lithium and operations authorised to recommence.

The Company considers the safety and well-being of its staff of the upmost importance and is committed to ensuring that relevant learnings from the Minerals Commission's investigation and its own internal investigation are integrated into its operations and systems enhanced accordingly.

Our thoughts remain with the family and friends of our teammate. We continue to offer our full support to all those affected.





**Corporate**

**MIIF STRATEGIC INVESTMENT**

In September 2023, the Company announced that it had agreed non-binding Heads of Terms with the Minerals Income Investment Fund of Ghana (“MIIF”), Ghana’s sovereign minerals wealth fund, to invest a total of US\$32.9m in the Company and its Ghanaian subsidiaries (“Strategic Investment”) to expedite the development of the Project towards commercial production.

Representing the first stage of the Strategic Investment, in January 2024, MIIF completed its subscription for 19,245,574 Atlantic Lithium shares at a price of US\$0.2598 (A\$0.39/£0.20\*) per share, for a total consideration of US\$5m (“Subscription”).

Through the Subscription, Atlantic Lithium welcomes MIIF as a key, strategic shareholder and partner in the advancement of the Project, which further de-risks the success of the Project and more closely aligns the Company’s objective of achieving commercial production at Ewoyaa with its Ghanaian stakeholders.

MIIF’s Subscription, therefore, represents its belief in the significant value potential that Atlantic Lithium holds through its ability to deliver upon the Company and Ghana’s long-term lithium production ambitions.

Under the agreed terms of the Subscription, 9,622,787 options were granted to MIIF with an exercise price of US\$0.3637 and an expiry date of 23 July 2025.

In addition, MIIF was granted the right to nominate one person to the Company’s Board of Directors, which has subsequently been taken up through the appointment of MIIF Chief Executive Officer Edward Koranteng as Non-Executive Director.

Representing the second stage of its Strategic Investment, subject to the Company reaching a binding agreement with MIIF, MIIF has agreed to invest a further US\$27.9m in the Company’s Ghanaian subsidiaries to acquire a 6% contributing interest in the Ghana Portfolio, inclusive of the Project.

**“Atlantic Lithium welcomes MIIF as a key, strategic shareholder and partner”**

Both the US\$27.9m investment in the Ghana Portfolio and the contributing interest will take the form of funding of development, exploration and studies expenditure to support the advancement of the Project.

The Company is currently working closely with MIIF to finalise the second stage of the Strategic Investment.

*\*As at date of announcement (24 January 2024), converted at 0.79 to GBP and 1.52 to AUD*

**BOARD CHANGES**

Assuming the position available to MIIF as agreed under the terms of its Subscription in the Company, Atlantic Lithium welcomed Edward Nana Yaw Koranteng, who has held the position of MIIF CEO since 2021, to the Board of Directors as Non-

Executive Director.

Edward is a lawyer and a corporate and investment banker with over 23 years of experience, through which he has developed considerable natural resources expertise working in Ghana and across Africa. His appointment reflects MIIF and the Ghana government’s firm commitment to supporting the advancement of the Project towards production and enables greater Ghanaian representation in the strategic direction of the Company, more closely aligning the goals of the Company with its Ghanaian stakeholders.

The Company also announced the appointment of Jonathan Henry to the Board of Directors as Independent Non-Executive Director. Jonathan is a senior executive with significant, global listed company experience, primarily in the mining industry, having held various leadership and Board roles for nearly two decades. Through his appointment, Jonathan brings to the Company invaluable learnings from mining projects that he has worked on throughout his career and considerable capital markets expertise.



**CONTENTS**

COMPANY OVERVIEW & FY2024 HIGHLIGHTS

MESSAGES FROM MANAGEMENT

DIRECTORS’ REPORT

CORPORATE GOVERNANCE SUMMARY 2024

INTEREST IN TENEMENTS

AUDITORS’ INDEPENDENCE DECLARATION

FINANCIAL STATEMENTS

CONSOLIDATED ENTITY DISCLOSURE STATEMENT

DIRECTORS’ DECLARATION

INDEPENDENT AUDITORS’ REPORT

SHAREHOLDER INFORMATION

# DIRECTORS' REPORT

In line with Jonathan's appointment, Len Kolff took the decision to step down from his role on the Board and subsequently left the Company to follow other business interests. Len assumed his role on the Board at a crucial time in the Company's journey and, through his time at the Company, contributed greatly to the success and growth of the Company. Following Len's departure, Exploration Manager Iwan Williams was subsequently promoted to General Manager – Exploration while Country Manager Abdul Razak was promoted to Exploration Manager, Ghana.

Piedmont Lithium Executive Vice President & Chief Operating Officer Patrick Brindle also stepped down from his role on the Board during the period, following Piedmont's holding in Atlantic Lithium falling below 9%, in accordance with Piedmont's agreement with the Company.

The Atlantic Lithium Board of Directors and management team wish to express their thanks to both Len and Patrick for their respective contributions to the Company and wish them every success in their future endeavours.

## A\$8 MILLION EQUITY PLACING

On 15 December 2023, the Company announced that it had successfully completed a placement ("Equity Placing"), raising A\$8.0m (equivalent to approximately £4.2m) at a price of A\$0.44 (23.35 pence) per New Share.

Proceeds of the Equity Placing strengthened the Company's cash balance, supported the Company's drilling programme and were used to facilitate work to progress the Project in line with the development schedule, including the completion of activities agreed under the grant of the Mining Lease for the Project, key items of early works and permitting-related Project expenditure, and for working capital.

The Equity Placing was supported by the Company's existing institutional shareholders and saw a number of new institutions welcomed onto the Atlantic Lithium share register.

## REJECTION OF NON-BINDING INDICATIVE OFFERS

On 15 November 2023, the Company announced the rejection of two conditional and non-binding offers from its largest shareholder, Assore International Holdings Limited ("Assore"), to acquire all the shares in the Company that it does not already own at an offer price of £0.33 per share (A\$0.63).

After careful consideration, the offers were rejected by the Atlantic Lithium independent board committee, which was established to consider the approaches from Assore, on the grounds that the offers undervalued the Company and were, therefore, not in the best interests of shareholders.

Assore remains highly supportive of the Company's advancement of the Project and, through its representation on the Project Steering Committee and at a Board level, continues to provide considerable insight towards the successful delivery of the Project and the shared goal of achieving spodumene concentrate production at Ewoyaa.

## ASSORE SHARE PURCHASE

Assore has supported the Company as cornerstone investor since the Company's listing on London Stock Exchange's AIM in 2015, steadily build upon its stake in Atlantic Lithium over this time.

Further representing its considerable belief in the Company's value potential and ability to successfully deliver commercial production at the Project, during the period, Assore increased its stake in the Company through the purchase of shares from Piedmont at a premium to the share price at the time.

The Company's focus remains firmly on leading Ewoyaa to production as Ghana's first lithium mine. The Company highly values the support of Assore and its Project partners in these ambitions.





## STRATEGIC APPOINTMENTS

The Company leverages extensive global project delivery experience, with a strong focus on Ghana, as well as significant expertise in hard rock lithium mining and processing operations.

In line with the advancement of the Project towards shovel-readiness, the Company has recruited key positions that focus on adding mine build and mine operating experience to the team, as well as corporate functions that support its increasing operations, both in Australia and in Ghana.

This includes the appointments of Michael Bourguignon as Head of Capital Projects, and five new General Managers (Ahmed-Salim Adam as GM – Operations, Andrew Henry as GM – Commercial & Finance, Simone Horsfall as GM – People, Belinda Gethin as GM – Corporate Finance & Company Secretary, and Iwan Williams as GM – Exploration).

These appointments bring invaluable expertise from companies in Ghana and globally, particularly from the mining sector, to support the Company's transition from explorer to developer and mine operator.

The Company has also expanded other functions across the business, including Human Resources and Environmental & Social and Finance, that support its increasing activities.

In line with the growth of the Company's Project development team, the Company signed a five-year lease for a new office in West Perth, Australia, which the team moved into during the period.

## COMPETITIVE OFFTAKE PARTNERING PROCESS

Recognising the significant demand for near-term spodumene concentrate production globally, the Company is nearing the completion of a competitive offtake partnering process to secure a customer for up to 500,000 tonnes of spodumene concentrate of the remaining available feedstock from the Project.

The objective of the process is to attract funding offers to sufficiently cover the Company's allocation of development expenditure for the Project, to expedite and de-risk the development of the Project, realise attractive terms for any offtake contracted and secure a well-credentialed partner that will support the Company's and Ghana's objectives of supplying lithium into the global electric vehicle market.

The Company is now in the final stage of the process, with negotiations underway to agree final terms and conclude the process.

The process has highlighted robust underlying demand from offtakers despite a weakened lithium price, highlighting the Project's favourable location for shipping and the quality of lithium products to be produced at Ewoyaa (in addition to its spodumene concentrate production), which the Company believes makes Atlantic Lithium an attractive supplier for the EV market and supports its ability to identify potential offtakers for its lithium products; at Ewoyaa or other future projects.



### CONTENTS

COMPANY OVERVIEW & FY2024 HIGHLIGHTS

MESSAGES FROM MANAGEMENT

DIRECTORS' REPORT

CORPORATE GOVERNANCE & SUMMARY 2024

INTEREST IN TENEMENTS

AUDITOR'S INDEPENDENCE DECLARATION

FINANCIAL STATEMENTS

CONSOLIDATED ENTITY DISCLOSURE STATEMENT

DIRECTORS' DECLARATION

INDEPENDENT AUDITOR'S REPORT

SHAREHOLDER INFORMATION

# DIRECTORS' REPORT

## Exploration

During the period, the Company completed a total of 13,861 m of reverse circulation ("RC") drilling, of which 9,252m contributed to the July 2024 Mineral Resource upgrade ("MRE")<sup>1</sup>, detailed further below, comprising infill and step-out RC drilling at Ewoyaa South-2 (where a goal of the drilling was also to close off the ore body at depth, where the Company had observed it tapering out, to feed into tailings management planning), Ewoyaa North-East and Ewoyaa North-West Sill, and exploration drilling at the newly-delineated Dog-Leg pegmatite.

Additional drilling undertaken included 3,177m of sterilisation RC drilling completed in 21 holes at the proposed plant site, which did not intersect mineralisation, providing confidence in the plant site location, and 900m of RC drilling in 10 holes to test targets generated by the Fleet Space Technologies ANT (Ambient Noise Tomography) passive seismic test survey.

Diamond drilling completed during the financial year, primarily to provide metallurgical testwork samples, totalled 899m, which included a 69m "diamond tail" at Dog-Leg, which all also contributed to the July 2024 MRE<sup>1</sup> upgrade.

### EWoyAA MINERAL RESOURCE UPGRADE

Post-period end, the Company reported an upgraded MRE of 36.8Mt at 1.24% Li<sub>2</sub>O<sup>1</sup> for the Ewoyaa Lithium Project, comprising the Ewoyaa deposit and surrounding pegmatites.

The MRE<sup>1</sup> increase followed a targeted drilling programme aimed at supporting the mine build activities at the Project, consisting of sterilisation drilling to support the plant and haul road design and resource conversion drilling to convert Inferred resources to Indicated and Measured, enabling mine plan optionality.

During the drilling programme, through the observation of broad intervals of visible coarse-grained spodumene at shallow depths outside of the February 2023 MRE footprint, the Dog-Leg target was identified. Included within the observations at Dog-Leg, the Company reported the longest continuous pegmatite interval in the 2023/2024 drilling programme of 106m in hole GRC1020 from 6m. Through these observations, the Company recognised the potential to add near-surface tonnes to the February 2023 MRE.

Prioritised drilling at the target returned multiple broad and high-grade intersections, including highlights from hole GRC0177: **27m at 1.85% Li<sub>2</sub>O** from **126m**, GRC1059: **15m at 1.08% Li<sub>2</sub>O** from **126m** and GRC1058: **8m at 0.93% Li<sub>2</sub>O** from **88m**, from which the Company has identified a shallow-dipping, near-surface mineralised pegmatite body with true thickness up to 35m.

Of the total increased MRE to 36.8Mt at 1.24% Li<sub>2</sub>O<sup>1</sup>, the Dog-Leg target contributed 890,892 tonnes, comprising 332,100 tonnes at 1.01% Li<sub>2</sub>O Indicated and 558,792 tonnes at 1.13% Li<sub>2</sub>O Inferred.







Table 1: Ewoyaa Mineral Resource Estimate (0.5% Li<sub>2</sub>O Cut-off)<sup>1</sup>

Measured Mineral Resource			
Type	Tonnage Mt	Li <sub>2</sub> O %	Cont. Lithium Oxide kt
Primary	3.7	1.37	51
<b>Total</b>	<b>3.7</b>	<b>1.37</b>	<b>51</b>
Indicated Mineral Resource			
Type	Tonnage Mt	Li <sub>2</sub> O %	Cont. Lithium Oxide kt
Weathered	0.5	1.08	5
Primary	25.6	1.25	319
<b>Total</b>	<b>26.1</b>	<b>1.24</b>	<b>324</b>
Inferred Mineral Resource			
Type	Tonnage Mt	Li <sub>2</sub> O %	Cont. Lithium Oxide kt
Weathered	1.8	1.12	20
Primary	5.2	1.16	60
<b>Total</b>	<b>7.0</b>	<b>1.15</b>	<b>80</b>
Total Mineral Resource			
Type	Tonnage Mt	Li <sub>2</sub> O %	Cont. Lithium Oxide kt
Weathered	2.3	1.11	25
Primary	34.5	1.25	430
<b>Total</b>	<b>36.8</b>	<b>1.24</b>	<b>455</b>

**NOTE:** The Mineral Resource has been compiled under the supervision of Mr. Shaun Searle who is a director of Ashmore Advisory Pty Ltd and a Registered Member of the Australian Institute of Geoscientists. Mr. Searle has sufficient experience that is relevant to the style of mineralisation and type of deposit under consideration and to the activity that he has undertaken to qualify as a Competent Person as defined in the JORC Code.

All Mineral Resources figures reported in the table above represent estimates at June 2024. Mineral Resource estimates are not precise calculations, being dependent on the interpretation of limited information on the location, shape and continuity of the occurrence and on the available sampling results. The totals contained in the above table have been rounded to reflect the relative uncertainty of the estimate. Rounding may cause some computational discrepancies.

Mineral Resources are reported in accordance with the Australasian Code for Reporting of Exploration Results, Mineral Resources and Ore Reserves (The Joint Ore Reserves Committee Code – JORC 2012 Edition).

The programme also increased the combined Measured and Indicated resource for the Project to 81% (29.8 Mt at 1.26% Li<sub>2</sub>O<sup>1</sup>) of the Total Mineral Resource<sup>1</sup>, further de-risking the success of the Project.

The increased MRE<sup>1</sup> is based on 168,015m of drilling completed at the Project to date, inclusive of infill and extensional drilling undertaken since the February 2023 MRE reported by the Company, and includes a total of 3.7Mt at 1.37% Li<sub>2</sub>O in the Measured category, 26.1Mt at 1.24% Li<sub>2</sub>O in the Indicated category and 7.0Mt at 1.15% Li<sub>2</sub>O in the Inferred category.

While the Company's focus remains on advancing Ewoyaa toward shovel-readiness, there remains significant potential to grow the Resource<sup>1</sup>.

CONTENTS

COMPANY OVERVIEW  
&  
FY2024 HIGHLIGHTS

MESSAGES FROM  
MANAGEMENT

DIRECTORS'  
REPORT

CORPORATE  
GOVERNANCE  
SUMMARY 2024

INTEREST IN  
TENEMENTS

AUDITOR'S  
INDEPENDENCE  
DECLARATION

FINANCIAL  
STATEMENTS

CONSOLIDATED  
ENTITY DISCLOSURE  
STATEMENT

DIRECTORS'  
AUDITOR'S  
DECLARATION

INDEPENDENT  
AUDITOR'S  
REPORT

SHAREHOLDER  
INFORMATION

# DIRECTORS' REPORT

## MAIDEN FELDSPAR MINERAL RESOURCE ESTIMATE

During the period, the Company reported a maiden JORC (2012) compliant Mineral Resource Estimate of 15.7Mt at 40.2% feldspar for the Project ("Feldspar MRE").

The Feldspar MRE confirms the Company's belief that Ewoyaa represents a major source of domestic feldspar for Ghana, which the Company had identified as a by-product of spodumene concentrate production at the Project and which it intends to supply into the local Ghanaian ceramics market.

The Feldspar MRE was confined to the Ewoyaa Main, Ewoyaa North-East, Ewoyaa South-1 and Ewoyaa South-2 deposits, which represent approximately the first five years of planned production from the Project, as detailed in the DFS, and was based on the same geological model that resulted in the February 2023 resource.

The Feldspar MRE includes a total of 3.5Mt at 39.7% feldspar in the Measured category, 10.2Mt at 40.5% feldspar in the Indicated category and 2Mt at 40.1% feldspar in the Inferred category. In addition to the feldspar, the Feldspar MRE identified quartz and muscovite as additional potential by-products of spodumene concentrate production at Ewoyaa.

**Table 2: Ewoyaa Feldspar Mineral Resource Estimate (0.5% Li<sub>2</sub>O Cut-off)**

Deposit	Tonnage Mt	Measured Mineral Resource					
		Feldspar		Quartz		Muscovite	
		%	Mt	%	Mt	%	Mt
Ewoyaa Main	3.5	39.7	1.37	31.8	1.10	11.5	0.40
<b>Total</b>	<b>3.5*</b>	<b>39.7</b>	<b>1.37</b>	<b>31.8</b>	<b>1.10</b>	<b>11.5</b>	<b>0.40</b>
Deposit	Tonnage Mt	Indicated Mineral Resource					
		Feldspar		Quartz		Muscovite	
		%	Mt	%	Mt	%	Mt
Ewoyaa Main	6.5	40.8	2.66	31.6	2.06	11.9	0.78
Ewoyaa North-East	3.1	39.4	1.23	29.6	0.93	11.1	0.35
Ewoyaa South -1	0.4	42.1	0.16	29.3	0.11	11.7	0.04
Ewoyaa South -2	0.2	41.9	0.07	25.2	0.04	13.0	0.02
<b>Total</b>	<b>10.2*</b>	<b>40.5</b>	<b>4.13</b>	<b>30.8</b>	<b>3.14</b>	<b>11.7</b>	<b>1.19</b>
Deposit	Tonnage Mt	Inferred Mineral Resource					
		Feldspar		Quartz		Muscovite	
		%	Mt	%	Mt	%	Mt
Ewoyaa Main	0.6	41.8	0.23	30.6	0.17	11.5	0.06
Ewoyaa North-East	0.4	39.5	0.15	30.5	0.11	13.0	0.05
Ewoyaa South -1	0.4	40.4	0.16	32.6	0.13	12.8	0.05
Ewoyaa South -2	0.7	38.8	0.27	31.7	0.22	12.6	0.09
<b>Total</b>	<b>2.0*</b>	<b>40.1</b>	<b>0.81</b>	<b>31.4</b>	<b>0.63</b>	<b>12.4</b>	<b>0.25</b>
Deposit	Tonnage Mt	Total Mineral Resource					
		Feldspar		Quartz		Muscovite	
		%	Mt	%	Mt	%	Mt
Ewoyaa Main	10.5	40.5	4.27	31.6	3.33	11.7	1.24
Ewoyaa North-East	3.5	39.4	1.38	29.7	1.04	11.3	0.40
Ewoyaa South -1	0.8	41.3	0.32	31.0	0.24	12.2	0.09
Ewoyaa South -2	0.9	39.4	0.35	30.4	0.27	12.7	0.11
<b>Total</b>	<b>15.7*</b>	<b>40.2</b>	<b>6.31</b>	<b>31.1</b>	<b>4.87</b>	<b>11.7</b>	<b>1.84</b>

**NOTE:** Based on the lithium Mineral Resource Estimate reported for the Project in February 2023 and confined to the Ewoyaa Main, Ewoyaa North-East, Ewoyaa South-1 and Ewoyaa South-2 deposits. Total tonnage figures do not include tonnage of spodumene as indicated in the February 2023 Mineral Resource Estimate for the Project, nor minor accessory minerals.

The Feldspar MRE has been compiled under the supervision of Mr. Shaun Searle who is a director of Ashmore Advisory Pty Ltd and a Registered Member of the Australian Institute of Geoscientists. Mr. Searle has sufficient experience that is relevant to the style of mineralisation and type of deposit under consideration and to the activity that he has undertaken to qualify as a Competent Person as defined in the JORC Code and a Qualified Person under the AIM Rules for Companies. Mr Searle consents to the inclusion of the information in relation to the Mineral Resource in the form and context in which it appears.

All Mineral Resources figures reported in the table above represent estimates at December 2023. Mineral Resource estimates are not precise calculations, being dependent on the interpretation of limited information on the location, shape and continuity of the occurrence and on the available sampling results. The totals contained in the above table have been rounded to reflect the relative uncertainty of the estimate. Rounding may cause some computational discrepancies.

Mineral Resources are reported in accordance with the Australasian Code for Reporting of Exploration Results, Mineral Resources and Ore Reserves (The Joint Ore Reserves Committee Code – JORC 2012 Edition).



CONTENTS

- COMPANY OVERVIEW & FY2024 HIGHLIGHTS
- MESSAGES FROM MANAGEMENT
- DIRECTORS' REPORT
- CORPORATE GOVERNANCE SUMMARY 2024
- INTEREST IN TENEMENTS
- AUDITOR'S INDEPENDENCE DECLARATION
- FINANCIAL STATEMENTS
- CONSOLIDATED ENTITY DISCLOSURE STATEMENT
- DIRECTORS' DECLARATION
- INDEPENDENT AUDITOR'S REPORT
- SHAREHOLDER INFORMATION

The delivery of the maiden Feldspar MRE enables the potential inclusion of feldspar by-product credits in future feasibility study revisions for the Project, believed to drive down operating costs and generate a modest revenue in addition to its spodumene production.

In line with the Feldspar MRE, ceramic application trials were undertaken in Stoke-on-Trent (The Potteries), UK for vitreous hotelware, high-end earthenware and floor tiles using feldspar samples from Ewoyaa. In all cases, the trial firings produced acceptable ware, comparable to industry standards in all aspects, including contraction, water absorption, density, porosity, shape, colour and appearance, indicating Ewoyaa's potential to produce commercial quantities of feldspar suitable for use in end-user products.

The delivery of the Feldspar MRE, in addition to the Feldspar Study, detailed earlier in this report, further underscores the Company's belief that Ewoyaa represents a large-scale source of feldspar which it intends to supply into the local Ghanaian market.

### SENYA BERAKU AND BEWADZE PROSPECTING LICENCES

In November 2023, the Company announced the grant of the Senya Beraku and Bewadze prospecting licences in the eastern portion of its Cape Coast Lithium Portfolio in Ghana ("CCLP") to the Company's wholly-owned Ghanaian subsidiary Green Metals Resources Limited ("GMR").

The award of the licences provides the Company exclusive access to explore undrilled, highly prospective tenure, covering 82.11 km<sup>2</sup> and 6.93 km<sup>2</sup>, respectively, offering significant potential to generate shareholder value through exploration success and further enhance the Project.

Both licences benefit from exceptional existing infrastructure, including operational high-voltage transmission lines that cross the licences and the adjacent N1 highway, which provides direct access to the Mining Lease area for the Project, the capital of Accra and the operating deep-sea port of Takoradi.

As the Government's partner of choice, the grant of the licences also demonstrates the alignment of the Company's long-term lithium production ambitions in Ghana with the Government's green minerals policy and its objective of establishing the country as a leading hub in Africa in the EV supply chain.

### Bewadze

The Bewadze licence is located directly adjacent to the non-JORC compliant Egyasimanku Hill spodumene pegmatite mineral occurrence ("Egyasimanku Hill"), within the Mankwadzi licence application held by the Obotan Minerals joint venture, where coarse spodumene pegmatites have been observed and where historic trenching and drilling was completed by the Ghana Geological Survey during the 1970s.

Previously completed soil geochemistry and airborne radiometrics by the Company over the Apam East licence and Mankwadzi application directly to the west, highlight a coincident north-east trending rubidium in soils with potassium radiometrics anomaly that is indicative of fractionated granitoids and/or pegmatite trends. The radiometrics anomaly continues onto the Bewadze licence which, along with the spodumene pegmatites observed at Egyasimanku Hill and soil sampling that terminates at the licence boundary, indicate the highly prospective nature of the Bewadze licence.

In addition, the flat terrain that extends across the Bewadze licence moving north-eastward is interpreted as thin cover which could subdue the radiometrics response and, therefore, remains prospective for potential extensions of the Egyasimanku Hill pegmatites.

The Company intends to systematically evaluate the lithium potential of the licence, with particular emphasis on the potential for spodumene pegmatite extensions of the Egyasimanku Hill occurrence. A soil sampling programme and concurrent field mapping is planned, with the view of identifying targets for drilling, where warranted.



# DIRECTORS' REPORT

## Senya Beraku

The Senya Beraku licence sits within 20km of the Egyasimanku Hill occurrence and within 70km of the footprint of the Company's Ewoyaa Lithium Project.

At Senya Beraku, younger north-east-trending biotite granodiorites intrude biotite gneisses and schists in a similar orientation as at Egyasimanku Hill, indicating the potential for spodumene pegmatite discovery.

During the period, the Company's field teams completed a maiden 100m x 100m soil geochemical sampling programme across prospective areas of the licence in which 5,237 samples were collected, representing the first lithium exploration to be completed over the licence. Samples have been submitted for in-house processing and are being analysed at the Company's Mankessim facility using pXRF (portable X-Ray Fluorescence) and LiBS (Laser-induced breakdown spectroscopy) analysers.

Alongside the soil sampling programme, the Company completed first pass surface geological mapping across the prospective Birimian geology within the licence. Weathered, coarse-grained pegmatite units have been mapped (no spodumene mineralisation observed), with rock chip samples collected and submitted for assay by Intertek (sample preparation in Tarkwa, Ghana and analysis in Perth, Australia).

All soil samples will be processed and analysed, following which data interpretation will be undertaken on the entire tenement area, with a view to identifying geochemical anomalies for detailed follow-up mapping and possible auger drill evaluation and ultimately reverse circulation drill testing, where warranted.

## ASSAY RESULTS

During the period, the Company reported results received for a total of 27,791m of drilling completed at the Project, inclusive of infill, resource and metallurgical RC and DD drilling, prioritised exploration drilling at the Dog-Leg target and sterilisation drilling over the proposed location of the processing plant.

In addition to the Dog-Leg target, which contributed 890,892 tonnes to the increased MRE<sup>1</sup>, multiple high-grade and broad drill intersections were reported over the Ewoyaa Main, Ewoyaa North-East, Ewoyaa North-West, Okwesikrom, Anokyi and Ewoyaa South-2 deposits, extending mineralisation beyond the footprint of the February 2023 MRE (refer **Table 3**).





**Table 3: Drill intersection highlights at greater than 10 Li x m, reported at >0.4% Li<sub>2</sub>O cut-off and maximum of 4m internal dilution**

Hole_ID	From_m	To_m	Interval_m	Li <sub>2</sub> O%	Intersection	metal content Li x m	Hole Purpose	Deposit
GRC1024	45	114	69	250	GRC1024: 69m at 1.25% Li <sub>2</sub> O from 45m	86.25	Resource Drilling	Dog-Leg
GRC1024	45	114	69	250	GRC1024: 69m at 1.25% Li <sub>2</sub> O from 45m	86.25	Resource Drilling	Dog-Leg
GRC1020	36	119	83	250	GRC1020: 83m at 1% Li <sub>2</sub> O from 36m	83	Resource Drilling	Dog Leg
GDD0105	65.7	113.3	47.6	150	GDD0105: 47.6m at 1.25% Li <sub>2</sub> O from 65.7m	59.42	Metallurgical Studies	EWY_Main
GRC0177	126	153	27	180	GRC0177: 27m at 1.85% Li <sub>2</sub> O from 126m	49.85	Resource Drilling	Dog-Leg
GRC1017	87	134	47	156	GRC1017: 47m at 1.05% Li <sub>2</sub> O from 87m	49.35	Resource Drilling	Dog Leg
GDD0107C	30	83	53	100	GDD0107C: 53m at 0.93% Li <sub>2</sub> O from 30m	49.29	Metallurgical Studies	EWY_Main
GDD0109	79.3	108	28.7	180	GDD0109: 28.7m at 1.51% Li <sub>2</sub> O from 79.3m	43.24	Metallurgical Studies	AKY
GRC0928	184	207	23	230	GRC0928: 23m at 1.74% Li <sub>2</sub> O from 184m	40.12	Resource Drilling	Ewoyaa NE
GRC1027	160	194	34	230	GRC1027: 34m at 1.02% Li <sub>2</sub> O from 160m	34.68	Resource Drilling	Dog-Leg
GRC1027	160	194	34	230	GRC1027: 34m at 1.02% Li <sub>2</sub> O from 160m	34.68	Resource Drilling	Dog-Leg
GDD0104	81.2	109.4	28.2	150	GDD0104: 28.2m at 1.23% Li <sub>2</sub> O from 81.2m	34.45	Metallurgical Studies	EWY_Main
GRC0996	29	53	24	80	GRC0996: 24m at 1.21% Li <sub>2</sub> O from 29m	29.04	Resource Drilling	EWY_Sth2
GDD0106	34	56.4	22.4	90	GDD0106: 22.4m at 1.07% Li <sub>2</sub> O from 34m	23.8	Metallurgical Studies	EWY_Main
GRC0994	105	116	11	135	GRC0994: 11m at 1.9% Li <sub>2</sub> O from 105m	20.82	Resource Drilling	Okwesi
GDD0110	33	47	14	180	GDD0110: 14m at 1.46% Li <sub>2</sub> O from 33m	20.42	Metallurgical Studies	AKY
GRC0911	68	83	15	151	GRC0911: 15m at 1.30% Li <sub>2</sub> O from 68m	19.45	Resource Drilling	EWY_Sth2
GRC1023	159	183	24	212	GRC1023: 24m at 0.81% Li <sub>2</sub> O from 159m	19.44	Resource Drilling	Dog Leg
GRC1024	141	163	22	250	GRC1024: 22m at 0.85% Li <sub>2</sub> O from 141m	18.78	Resource Drilling	Dog-Leg
GRC1024	141	163	22	250	GRC1024: 22m at 0.85% Li <sub>2</sub> O from 141m	18.78	Resource Drilling	Dog-Leg
GRC1020	139	160	21	250	GRC1020: 21m at 0.87% Li <sub>2</sub> O from 139m	18.27	Resource Drilling	Dog Leg
GRC0989	108	120	12	140	GRC0989: 12m at 1.49% Li <sub>2</sub> O from 108m	17.79	Resource Drilling	Okwesi
GRC0911	48	62	14	151	GRC0911: 14m at 1.26% Li <sub>2</sub> O from 48m	17.68	Resource Drilling	EWY_Sth2
GRC1030	111	127	16	200	GRC1030: 16m at 1.08% Li <sub>2</sub> O from 111m	17.27	Resource Drilling	Dog-Leg
GRC1030	111	127	16	200	GRC1030: 16m at 1.08% Li <sub>2</sub> O from 111m	17.27	Resource Drilling	Dog-Leg
GDD0108	83.9	106.4	16.1	140	GDD0108: 16.1m at 1.04% Li <sub>2</sub> O from 83.9m	16.74	Metallurgical Studies	EWY_Sth2
GRC1059	126	141	15	180	GRC1059: 15m at 1.08% Li <sub>2</sub> O from 126m	16.06	Resource Drilling	Dog-Leg
GRC0983	38	50	12	120	GRC0983: 12m at 1.34% Li <sub>2</sub> O from 38m	16.01	Resource Drilling	EWY_Sth2
GRC1000	22	31	9	120	GRC1000: 9m at 1.68% Li <sub>2</sub> O from 22m	15.08	Resource Drilling	EWY_Sth2
GRC0927	263	272	9	296	GRC0927: 9m at 1.56% Li <sub>2</sub> O from 263m	14.07	Resource Drilling	Ewoyaa NE
GRC1005	135	143	8	160	GRC1005: 8m at 1.75% Li <sub>2</sub> O from 135m	13.95	Resource Drilling	Okwesi
GRC0912	6	20	14	56	GRC0912: 14m at 0.99% Li <sub>2</sub> O from 6m	13.79	Resource Drilling	EWY_Sth2
GRC0986	122	131	9	150	GRC0986: 9m at 1.51% Li <sub>2</sub> O from 122m	13.54	Resource Drilling	Okwesi
GRC0910	65	76	11	120	GRC0910: 11m at 1.22% Li <sub>2</sub> O from 65m	13.4	Resource Drilling	EWY_Sth2
GRC1032	83	95	12	180	GRC1032: 12m at 1.11% Li <sub>2</sub> O from 83m	13.29	Resource Drilling	Dog-Leg
GRC1032	83	95	12	180	GRC1032: 12m at 1.11% Li <sub>2</sub> O from 83m	13.29	Resource Drilling	Dog-Leg
GDD0093	182.7	198.2	15.5	300	GDD0093: 15.5m at 0.83% Li <sub>2</sub> O from 182.7m	12.83	Resource Drilling	EWY_Main
GRC0914	96	109	13	145	GRC0914: 13m at 0.97% Li <sub>2</sub> O from 96m	12.61	Resource Drilling	EWY_Sth2
GRC0990	142	151	9	170	GRC0990: 9m at 1.39% Li <sub>2</sub> O from 142m	12.48	Resource Drilling	Okwesi
GRC0935	202	212	10	300	GRC0935: 10m at 1.22% Li <sub>2</sub> O from 202m	12.19	Resource Drilling	Okwesi
GRC0918	94	103	9	150	GRC0918: 9m at 1.33% Li <sub>2</sub> O from 94m	11.97	Resource Drilling	EWY_Sth2
GRC0991	150	160	10	180	GRC0991: 10m at 1.2% Li <sub>2</sub> O from 150m	11.93	Resource Drilling	Okwesi
GRC0992	148	158	10	175	GRC0992: 10m at 1.14% Li <sub>2</sub> O from 148m	11.32	Resource Drilling	Anokyi
GRC0915	106	117	11	145	GRC0915: 11m at 0.98% Li <sub>2</sub> O from 106m	10.78	Resource Drilling	EWY_Sth2
GDD0108	111.6	120	8.4	140	GDD0108: 8.4m at 1.28% Li <sub>2</sub> O from 111.6m	10.69	Metallurgical Studies	EWY_Sth2

CONTENTS

COMPANY OVERVIEW  
&  
FY2024 HIGHLIGHTS

MESSAGES FROM  
MANAGEMENT

DIRECTORS'  
REPORT

CORPORATE  
GOVERNANCE  
SUMMARY 2024

INTEREST IN  
TENEMENTS

AUDITORS'  
INDEPENDENCE  
DECLARATION

FINANCIAL  
STATEMENTS

CONSOLIDATED  
ENTITY DISCLOSURE  
STATEMENT

DIRECTORS'  
DECLARATION

INDEPENDENT  
AUDITORS'  
REPORT

SHAREHOLDER  
INFORMATION

# DIRECTORS' REPORT

Infill drilling undertaken at Ewoyaa South-2 was designed to convert Inferred Resources to higher confidence Indicated Resources for future mine sequencing optionality. Infill and step-out drilling undertaken at Okwesikrom, Anokyi, Ewoyaa Main, Ewoyaa North-East and the newly-defined Dog-Leg pegmatite led to the increase in the combined Measured and Indicated resource for the Project to 81% (29.8 Mt at 1.26% Li<sub>2</sub>O<sup>1</sup>) of the total Mineral Resource<sup>1</sup>, as announced on 30 July 2024.

## SOIL GEOCHEMISTRY SURVEY

Following the completion of the 100m x 100m grid soil geochemistry survey over the Cape Coast licence, the Company is now progressing mapping and rock chip sampling over the licence area.

Detailed surface mapping of access roads and drill pads over the 13km 'mine corridor' at the Project is also underway.

## AUGER DRILLING

During the period, the Company completed the 20,000m auger drilling programme testing multiple coincident geochemical and geophysical targets within the Project corridor and broader CCLP, concentrated on extensions to the known pegmatite swarm and exploration targets within the Saltpond licence. Through the auger programme, the Company identified the new Otsir target within the Mankessim licence for RC drill evaluation.





### Côte d'Ivoire

In Côte d'Ivoire, the Company's wholly-owned subsidiary Khaleesi Resources SARL ("Khaleesi") has been granted exploration permits over the highly prospective Rubino and Agboville exploration licences, extending the Company's lithium exploration activities beyond Ghana for the first time and supporting the Company's strategic objectives of becoming a leading producer of spodumene in Africa.

The grant of the permits in respect of the two contiguous licences provide the Company with exclusive rights to conduct lithium exploration over new, untested tenure covering highly prospective Birimian aged geological terrain, including possible fractionated granitic intrusive centres, offering significant potential to generate value through exploration success.

Historical country-wide mineral occurrence mapping undertaken during the 1960s and 1970s by SODEMI (Société pour le Développement Minier de la Côte d'Ivoire) identified one of only two spodumene occurrences across the entire country at the time within the Rubino licence, which occurs within a broad belt of columbite, tantalum, tin and beryl occurrences that cross both the Rubino and Agboville licences.

The identified spodumene pegmatite occurrence is associated with a granitic body located close to the shared boundary of the two licences, with a number of similar mapped granitic bodies of the same age also identified within both licences.

The two licences, which cover 374.18 km<sup>2</sup> and 396.89 km<sup>2</sup> respectively, sit within 80km of Côte d'Ivoire's economic capital and port city of Abidjan and are well-served with extensive

**"Côte d'Ivoire is vastly underexplored for lithium"**

existing infrastructure, including sealed roads, an operational train line (the main line of which links the port of Abidjan and Burkina Faso's capital city, Ouagadougou), cellular network and nearby high-voltage transmission lines.

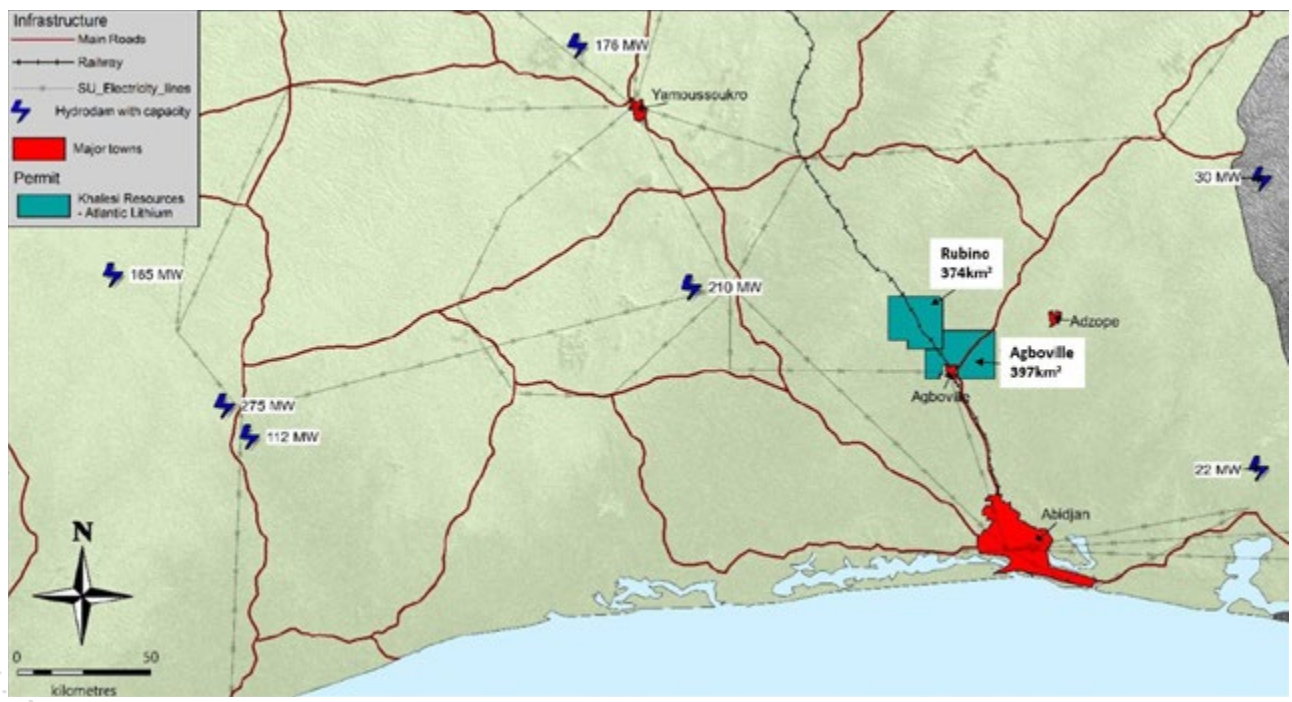
The Company believes that the grant of the two licences provides an opportunity for the Company to build upon its progress in Ghana, which has resulted in the award of the country's first Mining Lease for lithium and sees the Ewoyaa Lithium Project on the brink of construction.

Despite being a well-established mining jurisdiction, with a number of mining majors operating in country, Côte d'Ivoire is vastly underexplored for lithium. In line with the increasing global demand, lithium exploration has ramped up in Côte d'Ivoire in recent years, although, prior to the Company's maiden campaign, no modern-day exploration for lithium had been completed over the two licence areas.

The Company successfully completed the mandatory public engagement process ahead of field activities, facilitated through the office of the Préfet, which included local authorities and representatives from the affected communities. The Company's geologists have commenced its exploration programme with preliminary mapping traverses and are currently undertaking baseline soil and stream sediment geochemical sampling campaigns, required to help design and plan a systematic exploration programme over the two permits.

The Company intends to apply its proven track record of lithium exploration, discovery and evaluation in tropical weathering environments and leverage synergies with its existing operations, to its newly-granted exploration portfolio in Côte d'Ivoire.

**FIGURE 2 ATLANTIC LITHIUM'S TENURE AND OPERATIONAL INFRASTRUCTURE IN COTE D'IVOIRE**



CONTENTS

- COMPANY OVERVIEW & FY2024 HIGHLIGHTS
- MESSAGES FROM MANAGEMENT
- DIRECTORS' REPORT
- CORPORATE GOVERNANCE SUMMARY 2024
- INTEREST IN TENEMENTS
- AUDITORS' INDEPENDENCE DECLARATION
- FINANCIAL STATEMENTS
- CONSOLIDATED ENTITY DISCLOSURE STATEMENT
- DIRECTORS' DECLARATION
- INDEPENDENT AUDITORS' REPORT
- SHAREHOLDER INFORMATION

# DIRECTORS' REPORT

## End Note

<sup>1</sup> Ore Reserves, Mineral Resources and Production Targets

The information in this Annual Report that relates to Ore Reserves, Mineral Resources and Production Targets complies with the 2012 Edition of the Australasian Code for Reporting of Exploration Results, Mineral Resources and Ore Reserves (JORC Code).

The information relating to the Mineral Resource Estimate ("MRE") of 36.8Mt @ 1.24% Li<sub>2</sub>O for Ewoyaa is extracted from the Company's MRE announcement dated 30 July 2024, which is available at [www.atlanticlithium.com.au](http://www.atlanticlithium.com.au). The MRE includes a total of 3.7Mt @ 1.37% Li<sub>2</sub>O in the Measured category, 26.1Mt @ 1.24% Li<sub>2</sub>O in the Indicated category and 7.0Mt @ 1.15% Li<sub>2</sub>O in the Inferred category. The Company confirms that all material assumptions and technical parameters underpinning the MRE continue to apply. The information relating to Ore Reserves of 25.6Mt @ 1.22% Li<sub>2</sub>O and Production Targets for Ewoyaa is extracted from the Company's Definitive Feasibility Study ("DFS") announcement dated 29 June 2023, which is available at [www.atlanticlithium.com.au](http://www.atlanticlithium.com.au). Material assumptions for the Project have been revised on grant of the Mining Lease for the Project, announced by the Company on 20 October 2023. The Company is not aware of any new information or data that materially affects the information included in this announcement and the accompanying Annual Report, the MRE announcement (dated 30 July 2024), the DFS announcement (dated 29 June 2023), or the Grant of the Ewoyaa Mining Lease announcement (dated 20 October 2023).

**Ewoyaa to become one of the largest spodumene concentrate producers globally** - Based on a comparison of targeted spodumene concentrate production capacity (ktpa, 100% basis) of select hard rock spodumene projects globally (refer Company presentation dated **8 September 2023**).

## Competent Persons

Information in this Annual Report relating to exploration results is based on data reviewed by Mr I. Iwan Williams (BSc. Hons Geology), General Manager - Exploration of the Company. Mr Williams is a Member of the Australian Institute of Geoscientists (#9088) who has in excess of 30 years' experience in mineral exploration and is a Qualified Person under the AIM Rules. Mr Williams consents to the inclusion of the information in the form and context in which it appears.

Information in this Annual Report relating to Mineral Resources was compiled by Shaun Searle, a Member of the Australian Institute of Geoscientists. Mr Searle has sufficient experience that is relevant to the style of mineralisation and type of deposit under consideration and to the activity being undertaken to qualify as a Competent Person as defined in the 2012 Edition of the 'Australasian Code for Reporting of Exploration Results, Mineral Resources and Ore Reserves' and is a Qualified Person under the AIM Rules. Mr Searle is a director of Ashmore. Ashmore and the Competent Person are independent of the Company and other than being paid fees for services in compiling this report, neither has any financial interest (direct or contingent) in the Company. Mr Searle consents to the inclusion in the report of the matters based upon the information in the form and context in which it appears.

Information in this Annual Report relating to Ore Reserves was compiled by Mr Harry Warries. All stated Ore Reserves are completely included within the quoted Mineral Resources and are quoted in dry tonnes. Mr Warries is a Fellow of the Australasian Institute of Mining and Metallurgy and an employee of Mining Focus Consultants Pty Ltd. He has sufficient experience, relevant to the style of mineralisation and type of deposit under consideration and to the activity he is undertaking, to qualify as a Competent Person as defined in the 'Australasian Code for Reporting of Mineral Resources and Ore Reserves' of December 2012 ("JORC Code") as prepared by the Joint Ore Reserves Committee of the Australasian Institute of Mining and Metallurgy, the Australian Institute of Geoscientists and the Minerals Council of Australia. Mr Warries gives Atlantic Lithium Limited consent to use this reserve estimate in reports.







## ENVIRONMENTAL, SOCIAL AND GOVERNANCE (ESG)

Atlantic Lithium is committed to being a responsible global citizen and a 'good neighbour' in all areas of work.

Through its adherence to its Core Values of Collaboration, Authenticity, Respect, Excellence (CARE), the Company aims to uphold the highest standards of conduct and ethics while striving for sustainable growth and success; for the Company and its stakeholders.

### COLLABORATION



**Collaboration is a cornerstone of our corporate culture. We believe that by working together efficiently and effectively, we can achieve greater success than by working in isolation.**

- **Teamwork:** We encourage our employees to collaborate with one another, share knowledge, and leverage their collective expertise to tackle challenges and drive innovation.
- **Stakeholder Engagement:** We value open communication and cooperation with our stakeholders, including employees, customers, and communities. We actively seek input and feedback to make informed decisions that benefit all parties involved.
- **Shared Goals:** Our commitment to collaboration means aligning our efforts toward common objectives. We recognise that by uniting our strengths, we can overcome obstacles and accomplish our mission.

### AUTHENTICITY



**Authenticity is at the heart of our interactions and communications. We believe in being genuine, transparent, and ethical in all our dealings.**

- **Honesty and Integrity:** We expect our employees to act with integrity, honesty, and sincerity in all business interactions. We are committed to truthful and transparent communication with our stakeholders.
- **Ethical Practices:** Atlantic Lithium is dedicated to conducting business ethically and in compliance with laws and regulations. We prioritise ethical decision-making in every aspect of our operations.
- **Accountability:** We hold ourselves accountable for our actions and decisions. When mistakes happen, we take responsibility and learn from them to improve our practices.

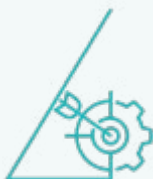
### RESPECT



**Respect is a fundamental value that guides our relationships with individuals, communities, and the environment.**

- **Diversity and Inclusion:** We value diversity and believe that everyone should be treated with respect, regardless of their background, gender, race, or beliefs. We are committed to fostering an inclusive workplace.
- **Community Engagement:** We engage with our communities with respect, integrity and in an honest and collaborative manner. We aim to have a positive impact on the communities that may be affected in the areas in which we operate, and we respect their needs and concerns.
- **Environmental Stewardship:** We respect the environment by adopting sustainable practices, minimising our ecological footprint, and complying with environmental regulations. We are dedicated to preserving the planet for future generations.

### EXCELLENCE



**We strive for excellence in all aspects of our business. We believe in continuous improvement and innovation.**

- **Quality and Safety:** We are committed to delivering high-quality products and services while prioritising safety in our operations. We continuously assess and improve our processes to achieve excellence.
- **Innovation:** We encourage a culture of innovation where employees are empowered to seek creative solutions to challenges. We invest in research and development to stay at the forefront of our industry.
- **Continuous Learning:** Excellence is a journey of continuous learning and improvement. We provide opportunities for our employees to enhance their skills, knowledge, and expertise to maintain our commitment to excellence.

# DIRECTORS' REPORT



In line with these values, which guide the Company's decision-making on a daily basis, the Company is committed to maintaining a proactive and continuous dialogue with all stakeholders.

By listening to and acting in accordance with the best interests of its stakeholders, Atlantic Lithium aims to foster long-lasting relationships that support the Company's ambitions of becoming a key player in the responsible supply of lithium.

Please find an overview of the Company's key stakeholder engagement activities below.

Stakeholder	Key Areas of Interest and Outcomes	Engagement Activity Examples
Employees and contractors	Professional development, financial stability, work environment, workplace safety, inclusion	Staff inductions, training programmes - for health and safety and skill development, graduate and national service programmes, appraisal meetings and regular review opportunities, internal communications, team social events, initiatives to minimise risk
Local communities	Project support, stakeholder transparency, work environment, workplace safety, inclusion	Local employment, local procurement of goods and services, sensitisation meetings prior to the commencement of operations, regular progress and planned activity meetings, public hearing forums, public notice boards, engagement with local media, attendance at conferences and events, public press releases, contributions towards local initiatives, initiatives to minimise its Project footprint and reduce risk
Government and regulatory bodies	Regulatory compliance, business development, stakeholder transparency, project support	Zero tolerance approach to bribery and corruption, adherence to regulations, regular meetings, attendance and sponsorship for conferences and events, contributions towards local initiatives, site visits
Prospective and existing shareholders	Business development, share price performance, stakeholder transparency	ASX, AIM, OTCQX and GSE announcements, investor roadshows, virtual webinars and Q&A sessions, attendance at investor events and conferences, social media communication, media interviews, presentations, mailer communication
Joint venture and project partners	Business development, stakeholder transparency	In-person meetings, online and mobile communication, regular progress review meetings, site visits
Future potential offtake customers	Business development, maximising returns, securing a route to market	Competitive offtake partnering processes, site visits, introductory and follow-up meetings, attendance at conferences and industry events
Financial institutions and analysts	Business development, stakeholder transparency	Meetings at conferences, regular progress meetings, recorded interviews, publication of broker research, dissemination of stock exchange announcements
Service providers and suppliers	Supply chain efficiency, stakeholder transparency, business development	Proactive and regular dialogue, site visits
Associations and memberships (Including the Company's International Lithium Association membership and Australia-Africa Minerals & Energy Group (AAMEG) memberships)	Project support	Attendance at industry events, lobbying opportunities, business strategy and peer review, business development and networking opportunities
Media	Stakeholder transparency	Press interviews, meetings at conferences and events, public press releases, use of social media



CONTENTS

COMPANY OVERVIEW  
&  
FY2024 HIGHLIGHTS

MESSAGES FROM  
MANAGEMENT

DIRECTORS'  
REPORT

CORPORATE  
GOVERNANCE  
SUMMARY 2024

INTEREST IN  
TENEMENTS

AUDITORS'  
INDEPENDENCE  
DECLARATION

FINANCIAL  
STATEMENTS

CONSOLIDATED  
ENTITY DISCLOSURE  
STATEMENT

DIRECTORS'  
DECLARATION

INDEPENDENT  
AUDITORS'  
REPORT

SHAREHOLDER  
INFORMATION

# DIRECTORS' REPORT

## ESG CASE STUDIES

### Supporting Our Local Muslim Communities ahead of Eid-UI-Fitr

Ahead of the annual Islamic celebrations of Eid-UI-Fitr, which is celebrated by many of the Company's workforce, Atlantic Lithium was proud to donate an assortment of food items to five Muslim communities within the catchment area of its Ewoyaa Lithium Project in the Central Region.

The donations, comprising bags of rice, cartons of milo, crates of milk, gallons of cooking oil, packs of tinned tomatoes, boxes of spaghetti, and bottles of assorted soft drinks and water, were gladly received by the respective communities, who expressed their sincere gratitude for the Company's generosity.

The initiative served to acknowledge the diverse religions and values held among the Atlantic Lithium team, strengthen the Company's relationship with its local stakeholders and support the socio-economic development of its Project-affected communities within the Central Region.

### Back-to-back Recognitions at the Ghana Mining Industry Awards

At the 2023 Ghana Mining Industry Awards, held by the Ghana Chamber of Mines, Atlantic Lithium was honoured to receive the prestigious 'Best Performer in Exploration Award (Junior Category)' for a second time in two years.

The accolade reflects the Company's continuous efforts to contribute positively to the mining industry, its commitment to complying with regulatory requirements and standards and reinforces Atlantic Lithium's position as a trailblazer for mineral exploration in Ghana.

Several key members of the Company's in-country team, led by General Manager – Operations Ahmed-Salim Adam and Exploration Manager Abdul Razak, attended the event in Accra

to receive the award which marked another joyous occasion for Atlantic Lithium.

### Contributions towards the Rehabilitation of Schools within the Mfantseman and Abura-Asebu Kwamankese Districts

Following prolonged rainstorms, Atlantic Lithium made a significant contribution towards the refurbishment of four schools in the Mfantseman and Abura-Asebu Kwamankese Districts that were seriously damaged as a result of the adverse weather.

The donation underscores Atlantic Lithium's recognition of the role it holds through its lithium production ambitions in Ghana and exemplifies its endeavours to give back to its local stakeholders where possible. Atlantic Lithium considers initiatives such as this one to be important to fostering greater collaboration between the Company and its local residents and ensuring the long-term support of the Ewoyaa Lithium Project.

### Celebrating Workers' Day in Kasoa

Members of the Atlantic Lithium team once again participated in the Central Region's annual May Day celebrations, which commemorates the invaluable contributions of workers and labourers across the country.

Atlantic Lithium was a proud sponsor for the event which took place in Kasoa and, this year, held the theme of "Election 2024: The Role of Workers and Social Partners in Securing Peaceful Elections for National Development".

As a leading employer in the Central Region, the Company's proactive support of the event speaks to its commitment to local employment, to maintaining workers' rights and to safe-guarding the well-being of its employees.

"fostering greater collaboration between the Company and its local residents"





**Atlantic Lithium says “Ayekoo!” to Mrs Alexandra Amoako-Mensah**

Mrs Amoako-Mensah, Ghana’s first female geologist, made history by breaking barriers and leaving an indelible mark on the country’s mining industry.

Her Master’s thesis, entitled, “Mineralogy and Geochemistry of Spodumene Pegmatites with Particular Reference to Spodumene Occurrences at Saltpond, Ghana”, which was published in 1971, provided critical insights into the mineralogy, geochemistry and petrology of the Central Region. The thesis proved instrumental to Atlantic Lithium’s discovery of the Ewoyaa lithium deposit decades later.

Recognising Mrs Amoako-Mensah’s pivotal role in the Project’s discovery, Atlantic Lithium gladly welcomed Mrs Amoako-Mensah back to the Project site to see how her research has paved the way for the Company to soon deliver immense benefits to the Central Region through lithium production at Ewoyaa.

In addition, during the period, Mrs Amoako-Mensah was invited to the Company’s Ghana Stock Exchange listing, where she stated that it was heart-warming to see the development of lithium in Ghana thanks to her work.

She also joined members of the Atlantic Lithium team as a guest of honour at an International Women’s Day event hosted by the Australian High Commission and was commemorated at the ERA (EV Revolution Africa) E-Mobility Conference which both took place in Accra.

Atlantic Lithium takes great pride in celebrating Mrs Amoako-Mensah’s outstanding contribution to the Ewoyaa Lithium Project, the development of Ghana’s mining sector and the incredible trailblazing role she has had and continues to have for women in the industry.

**“Mrs Alexandra Amoako-Mensah’s astounding contribution to the discovery of lithium in Ghana will be permanently etched in the country’s illustrious mining history. Her determination to overcome societal norms of the time and provide invaluable input in the field of geology should be widely commended.”**

- Keith Muller, CEO



# DIRECTORS' REPORT

## RISK MANAGEMENT

The Board believes that the identification and mitigation of risk is integral to maintaining the Company's brand, enhancing the efficacy of its operations, safeguarding employee wellbeing, and ensuring that the Company is in the best possible position to achieve its business objectives.

Acknowledging that they evolve over time, the Board regularly evaluates potential uncertainties and issues that may adversely affect the Company's strategy, assets and financial and operational performance. Upon review, measures are implemented or adjusted to minimise these risks accordingly.

Outlined below are the principal risks identified by the Board. The Board recognises that this list should not be considered as exhaustive, as there may be other risks to which the Company is exposed.

### (a) Commodity Prices

Once the Ewoyaa Lithium Project is in production, Atlantic Lithium will derive its revenues mainly from the sale of spodumene concentrate and/or associated minerals. As such, Atlantic Lithium's potential future earnings may be affected by changes in the price of these commodities.

Lithium's value and long-term price is expected to fluctuate as it is affected by numerous industry factors, including forward selling by producers, production cost levels in major producing regions and macroeconomic factors such as inflation, interest rates, currency exchange rates and global and regional demand for, and supply of, lithium.

While still in the exploration and development stages, Atlantic Lithium's perceived value is expected to be affected by short-term price changes of the commodities targeted.

### (b) Foreign Exchange

A number of the Company's commercial arrangements are based on US dollars or British pounds. The Company may also acquire equipment from overseas using foreign currency. Accordingly, the revenues, earnings, costs, expenses, assets and liabilities of the Company may be exposed adversely to exchange rate fluctuation.

### (c) Exploration Risk

Atlantic Lithium's financial performance depends on the successful exploration and/or acquisition of resources or reserves and commercial production therefrom. There can be no assurances that the Company's exploration programmes will result in the discovery of commercial deposits, and even if an apparently viable deposit is identified, there is no guarantee that it can be economically exploited. Further, major expenditure may be required to deliver the Company to the point where it is revenue-generating.

### (d) Estimates of Mineral Resources

The Company has estimated Measured, Indicated and Inferred Mineral Resources across its tenements. The Mineral Resources are estimates only and are based on interpretations, knowledge, experience, and industry practice which may change. The inclusion of material in a Mineral Resource Estimate does not mean that material may be economically extracted at the tonnages indicated, or at all. Estimates that are valid when made may change significantly when new information becomes available.

### (e) Mine Development and Production Risk

Possible future development of a mining operation at any of Atlantic Lithium's current or future projects may be adversely affected by a number of factors including, but not limited to, failure to achieve predicted grade in exploration, mining and processing, geological and weather conditions, receiving the necessary approvals from relevant authorities, technical and operational difficulties or accidents encountered in extraction and production activities, industrial disputes, mechanical failure of operating plant and equipment, shortages or increases in the price of consumables, spare parts and plant and equipment, cost overruns, access to the required level of funding and contracting risk from third parties providing essential services.

Atlantic Lithium's operations may be disrupted by a variety of risks and hazards which are beyond its control, including environmental hazards, industrial accidents, technical failures, labour disputes, flooding and extended interruptions due to inclement or hazardous weather conditions and fires, explosions, pandemics or accidents.

### (f) Licence and Approval Risk

Commodity development and production (for the Ewoyaa Lithium Project and any other potential future projects) is dependent on obtaining all necessary consent and approvals. No assurance can be given that Atlantic Lithium will be able to obtain all necessary consents and approvals in a timely manner, or at all.

Delays or difficulties may interfere with the Company's operations which could materially impact the business, financial position or performance.



**(g) Operational Risk**

The Company is dependent on contractors and suppliers to supply vital services to its operations. The Company is therefore exposed to the possibility of adverse developments in the business environments of its contractors and suppliers, which may affect the financial performance of the Company.

**(h) Financial Risk**

**SUSTAINABILITY OF GROWTH AND MARGINS**

The sustainability of growth and the level of profit margins from operations are dependent on a number of factors outside of the Company's control. Industry margins in all sectors of the Company's activities are likely to be subject to continuing but varying pressures, including competition from other current or potential suppliers.

**FINANCING**

Atlantic Lithium's ability to effectively implement its business strategy over time may depend in part on its ability to raise additional funds. There can be no assurance that any such funding will be available to the Company on favourable terms or at all. Atlantic Lithium has also entered contractual arrangements with certain third parties to finance the Ewoyaa Lithium Project, which brings associated risks.

**LIQUIDITY RISK**

The Company manages its liquidity risk by planning and budgeting its operational and growth requirements. The Company monitors its forecast cash flows and ensures funds are in place to meet its operational needs in the short to medium term. Whilst the Company has sufficient financial resources, there is no assurance that additional funding will be available to allow the Company to acquire, explore and develop its exploration assets. Failure to obtain additional financing could result in delays which may affect the financial or operational performance of the Company.

The Company believes that it has sufficient funds to meet its obligations for the foreseeable future.

**(i) Environmental risk**

The Company's operations are subject to the laws and regulations of all jurisdictions in which it has interests and carries on business, regarding environmental compliance and relevant hazards. These regulations set various standards regulating aspects of health and environmental quality and provide for penalties and other liabilities for the violation of such standards.

The Company aims to minimise environmental risk by conducting its activities in a transparent and responsible manner, in accordance with the highest standard of environmental laws and regulations and where possible, by carrying appropriate insurance coverage.

**(j) Climate Change**

The Company's operations are subject to changes to local or international compliance regulations related to climate change mitigation efforts, specific taxation or penalties for carbon emissions or environmental damage, and other possible restraints on industry that may further impact the Company's financial or operational performance. While the Company will endeavour to manage these risks and limit any consequential impacts, there can be no guarantee that the Company will not be impacted by these occurrences.

**(k) Sovereign risk and Government Policy**

The Company's exploration and development activities are to be carried out in Ghana. As a result, Atlantic Lithium will be subject to political, social, economic and other uncertainties including, but not limited to, changes in policies, foreign exchange restrictions, changes of law affecting foreign ownership, currency fluctuations, royalties and tax increases in that country. There is a risk that changes may affect the Company's exploration and development plans or, indeed, its rights and/or obligations with respect to the tenements and the licence applications.



# DIRECTORS' REPORT

## FINANCIAL REVIEW

### Result for the year

The loss after income tax for the Group for the year ended 30 June 2024 was \$12,645,107 (2023: \$12,187,617).

### Significant changes in the state of affairs

In the opinion of the Directors, there were no significant changes in the state of affairs of the Group that occurred during the financial year under review not otherwise disclosed in this report or the financial statements of the Group for the financial year.

### Environmental regulations and performance

The Directors have put in place strategies and procedures to ensure that the Group manages its compliance with environmental regulations. The Directors are not aware of any breaches of any applicable environmental regulations.

### Proceedings on behalf of the company

No person has applied to the Court under section 237 of *Corporations Act 2001* for leave to bring proceedings on behalf of the Company, or to intervene in any proceedings to which the Company is a party, for the purpose of taking responsibility on behalf of the Company for all or any part of those proceedings.

No proceedings have been brought or intervened in on behalf of the Company with leave of the Court under section 237 of the *Corporations Act 2001*.

## REMUNERATION REPORT (AUDITED)

This remuneration report for the year ended 30 June 2024 outlines the remuneration arrangements of the Company and the Group in accordance with the requirements of the *Corporations Act 2001* (the "Act") and its regulations. This information has been audited as required by section 308(3C) of the Act.

The remuneration report details the remuneration arrangements for Key Management Personnel ("KMP") who are defined as those persons having authority and responsibility for planning, directing and controlling the activities of the Company and the Group, directly or indirectly, including any director (whether executive or otherwise) of the Company, and includes the executive team.

The remuneration report is presented under the following sections:

1. The year in review
2. Individual Key Management Personnel disclosures
3. Remuneration policy
4. Company performance and the link to remuneration
5. Executive remuneration arrangements
6. Non-Executive Director remuneration arrangements
7. Realised remuneration of Executive Directors
8. Statutory Key Management Personnel remuneration disclosures
9. Equity instruments disclosures
10. Other disclosures





## 1. The year in review

### KEY ISSUES RAISED REGARDING THE 2023 REMUNERATION REPORT

The table below summarises the key concerns that have been raised by investors with regard to the remuneration report for the year ended 30 June 2023 (FY23) and the response by the Company.

Concern	Response
Quantum of remuneration and incentivisation of Executive Directors	<p>In FY23, there were two significant factors that impacted the quantum of remuneration reported for the Executive Directors.</p> <p>The first of these was the receipt of retention bonuses by certain executives on the completion of the Definitive Feasibility Study for the Ewoyaa Project. Following the death of the former CEO it was considered imperative to incentivise and reward the remaining executives to stay with the Company until the completion of the DFS. The DFS was a critical milestone for the Company in order to move forward to development of the Ewoyaa Project. No such bonuses have been awarded in the current financial year.</p> <p>The second factor was that a significant portion of reported remuneration for executives was in respect of options that were granted during FY23 and which vested immediately. The expense for these options is required to be recognised at the time of grant in accordance with AASB 2 Share Based Payments. However, these options were out of the money following grant and the executives therefore did not realise any value for these options. In order to be more transparent about the value of remuneration that has been realised by the executives during the year an additional remuneration table has been introduced in section 7 of this remuneration report. Details of remuneration measured on a statutory basis continues to be reported in section 8 of this remuneration report.</p> <p>The importance of providing appropriate incentives to the executive team in order to retain talent and reward performance is also noted.</p>
A lack of performance conditions for incentives	<p>In FY23, options which vested immediately were awarded to executives as long term incentives. Whilst the options granted did not have explicit performance conditions attached to them, they did include an implicit condition given they only have value if the share price rises above the exercise price. The awarding of options to executives is common for companies whilst they are in the exploration phase.</p> <p>In recognition of the need to link shareholder returns with executive performance, and as the Company moves towards developing the Ewoyaa Project, a new long-term incentive scheme has been introduced in FY24. The new scheme involves the granting of performance rights and all rights granted having performance conditions attached to them. Additionally, a minimum service period is required before any performance rights vest. Further details of the new plan can be found in section 5 of this remuneration report.</p>

### SUMMARY OF CHANGES TO REMUNERATION POLICY

As the Company moves from being an exploration only company towards developing the Ewoyaa Lithium Project a number of significant changes have been made to the short-term and long-term incentive plans. These changes are summarised in the table below:

Policy	Enhancement
Short-term incentive plan	<p>Introduction of KPI scorecard for executives</p> <ul style="list-style-type: none"> <li>Scorecard agreed at the start of the year focusing on key areas for the business: Ghana Stakeholder Relations, Project Execution &amp; Operational Readiness, Exploration, Finance and Corporate Social Responsibility.</li> <li>All executives have common goals.</li> <li>Level of achievement determines quantum of bonus awarded at levels of threshold, target &amp; stretch. An overall score of less than 50% results in a starting award of nil.</li> <li>The awarding of bonuses is subject to approval by the Board who have absolute discretion as to the quantum and timing of any bonuses awarded to the executive team.</li> </ul> <p>Further details can be found in section 5 of this remuneration report.</p>
Long-term incentive plan	<p>Introduction of new Performance Rights Plan</p> <ul style="list-style-type: none"> <li>New plan was approved by shareholders at the AGM.</li> <li>Performance rights now granted.</li> <li>All PRs have both a service condition and a performance condition.</li> <li>Each year PRs are granted in two tranches – one with an operating performance condition and the other with a TSR condition.</li> <li>The new plan better rewards performance and aligns executive remuneration with the shareholder experience.</li> <li>Two additional grants were made in FY24 as a mechanism to transition to the new Rights Plan and to appropriately incentivise and reward the executives with rights that vest, subject to meeting the prescribed performance condition, following the 2024 and 2025 financial years.</li> </ul> <p>Further details can be found in section 5 of this remuneration report.</p>

# DIRECTORS' REPORT

## 2. Individual Key Management Personnel disclosures

The directors and other Key Management Personnel of the consolidated entity during or since the end of the financial year were:

Name	Position
Neil Herbert	Chairman, Executive Director
Keith Muller	Chief Executive Officer, Executive Director
Amanda Harsas	Finance Director and Company Secretary, Executive Director
Kieran Daly	Non-executive Director
Christelle Van der Merwe	Non-executive Director
Jonathan Henry	Non-executive Director (appointed 19 December 2023)
Edward Koranteng	Non-executive Director (appointed 15 May 2024)
Lennard Kolff	Head of Business Development & Chief Geologist (resigned 30 June 2024) Executive Director (resigned 20 December 2023)
Patrick Brindle	Non-executive Director (resigned 29 January 2024)
Holly Waldeck	Alternate for Kieran Daly (resigned 30 April 2024)

Except as noted, the named persons held their current position for the whole of the financial year and since the end of the financial year. Lennard Kolff is a member of the Key Management Personnel up until 30 June 2024 when he ceased employment with the Company.

## 3. Remuneration policy

Atlantic Lithium's remuneration strategy is designed to attract, motivate and retain employees (including Executives) and Non-Executive Directors (NEDs) by identifying and rewarding high performers and recognising the contribution of each employee to the continued growth and success of the Group.

The Board of Directors is responsible for determining and reviewing compensation arrangements for the Executive team. The Board assesses the appropriateness of the nature and amount of remuneration of such officers on a periodic basis by reference to relevant employment market conditions with the overall objective of ensuring maximum shareholder benefit from the retention of a high quality Board and Executive team. Such officers are given the opportunity to receive their base remuneration in a variety of forms including cash and fringe benefits. It is intended that the manner of payments chosen will be optimal for the recipient without creating undue cost for the Company.

In accordance with best practice corporate governance, the structure of NED and Executive remuneration is separate and distinct.

Further details on the remuneration of Directors and Executives are set out in this Remuneration Report.

## 4. Company performance and the link to remuneration

The principal activities of Atlantic Lithium to date are mineral exploration and development, primarily focused on the Ewoyaa Lithium Project in Ghana in the current year, and accordingly the Company is yet to generate a profit. The following table shows the Atlantic Lithium financial year end share price over the last five years:

	30 June 2020	30 June 2021	30 June 2022	30 June 2023	30 June 2024
Share price (AIM)	£0.0950	£0.1923	£0.3650	£0.2500	£0.2060
Share price (ASX) <sup>1</sup>	n/a	n/a	n/a	\$0.545	\$0.37

<sup>1</sup> Atlantic Lithium listed on the ASX on 26 September 2022

As discussed in section 5 of this remuneration report, a new long-term incentive plan was approved at the Annual General Meeting in November 2023. Under this plan, Performance Rights (PRs) have been granted to all Executive Directors. All PRs granted have either a Total Shareholder Return (TSR) performance condition or an operational performance condition. In designing a new long term incentive plan, the Board's guiding principle was to align remuneration with Shareholders' interests and to appropriately incentivise executives and employees to create shareholder value. The TSR performance condition was chosen in order to better align the remuneration of Executive Directors with the returns experienced by shareholders over the relevant period. TSR is measured as the change in the share price. Whilst not currently relevant, it will in the future also reflect dividends received.

In previous periods options have been granted to Directors and Executives with various exercise prices. The value of these options increases for the recipients as the share price of the Company increases.



CONTENTS

- COMPANY OVERVIEW & FY2024 HIGHLIGHTS
- MESSAGES FROM MANAGEMENT
- DIRECTORS' REPORT
- CORPORATE GOVERNANCE SUMMARY 2024
- INTEREST IN TENEMENTS
- AUDITOR'S INDEPENDENCE DECLARATION
- FINANCIAL STATEMENTS
- CONSOLIDATED ENTITY DISCLOSURE STATEMENT
- DIRECTORS' DECLARATION
- INDEPENDENT AUDITOR'S REPORT
- SHAREHOLDER INFORMATION

As the Company is still in the exploration and development stage, the link between remuneration, company performance and shareholder wealth is tenuous. Share prices are subject to the influence of metal prices and market sentiment toward the sector, and as such increases or decreases may occur quite independent of Executive performance or remuneration. The use of performance rights and options as part of Executive remuneration does however ensure that there is some link between Executive remuneration and shareholder wealth.

Further details of the options and performance rights that have been granted to Directors and Executives are contained throughout this Remuneration Report.

## 5. Executive remuneration arrangements

The Company aims to reward the Executives with a level and mix of remuneration commensurate with their position and responsibilities within the Company in order to:

- align the interests of the Executives with those of shareholders;
- link reward with the strategic goals and performance of Atlantic; and
- ensure total remuneration is competitive by market standards.

The remuneration of Executives may from time to time be fixed by the Board. The remuneration will comprise a fixed remuneration component and may also include offering specific short and long-term incentives, in the form of:

- performance based salary increases and/or bonuses; and/or
- the issue of options.

### EXECUTIVE CONTRACTUAL ARRANGEMENTS

Executive Service Agreements have been entered into with all Executive KMP. The agreements do not prescribe how remuneration may be modified in future periods. The agreements do not provide for a fixed term unless specified below. All amounts are presented in Australian dollars unless otherwise noted. The key terms of the current agreements are:

#### Neil Herbert

Executive Chairman

Appointed 21 April 2022.

Total Fixed Remuneration: \$735,000. Increased from \$650,000, effective 1 October 2023.

Short Term Incentive: target annual performance bonus of 50% of Total Fixed Remuneration. \*

Other Incentives: may be invited to participate in the Company's share or option incentive scheme.

Termination: six months from either party. On a change in control of the Company and a substantial diminution in role, an amount equal to 12 months aggregate remuneration is payable.

#### Keith Muller

Chief Executive Officer

Appointed 16 May 2023

Total Fixed Remuneration: \$475,000.

Short Term Incentive: target annual performance bonus of 50% of Total Fixed Remuneration. \*

Long Term Incentive: 50% of Total Fixed Remuneration subject to achievement of KPIs determined by the Board in alignment with the Company's long-term strategy.

Termination: six months' notice from either party with the Company having discretion to make payment in lieu of notice. Employment may be terminated summarily without notice for serious misconduct and in other defined events.

#### Amanda Harsas

Finance Director and Company Secretary

Appointed 16 March 2022

Total Fixed Remuneration: \$440,000

Short Term Incentive: target annual performance bonus of 50% of Total Fixed Remuneration. \*

Other Incentives: may also be remunerated through the grant of Options, Performance Rights and other bonus payments determined at the discretion of the Board.

Termination: six months' notice from either party with the Company having discretion to make payment in lieu of notice. Employment may be terminated summarily without notice for serious misconduct and in other defined events. On a change in control of the Company and a substantial diminution in role, an amount equal to 12 months aggregate remuneration is payable.

# DIRECTORS' REPORT

\* Refer below for details of changes to the short term incentive plan that have been implemented for FY24. These Board approved changes supersede the contractual agreements which provided for bonuses of between 40%-45% of Total Fixed Remuneration.

## SHORT-TERM INCENTIVE ARRANGEMENTS AND OUTCOMES FOR EXECUTIVES

For FY24, the Board have implemented a more formal short-term incentive (STI) plan. The target annual bonus amount for all executives under the new plan is 50% of total fixed remuneration.

Under this new plan, the Company moved to a weighted scorecard approach for determining annual cash bonuses. The weighted scorecard covers five major categories (Ghana Stakeholder Relations – 30%, Project Execution & Operational Readiness – 30%, Exploration – 15%, Finance – 10% and Corporate Social Responsibility – 15%), each with its own set of weighted objectives. This approach links STIs for executives to clearly defined Company objectives to create a performance-based remuneration opportunity that aligns with shareholder interests whilst motivating and rewarding the executive team to achieve strategic priorities.

Under this new methodology, the scorecard outcomes determine the total bonus (STI) amount, which ranges from 0% to 200% of the target annual bonus amount for each executive. The total bonus amount awarded is calculated based on the actual objectives completed or achieved. To receive a bonus payment, the aggregated completion percentage must exceed 50%. The relationship between weighted scorecard achievement and total bonus amount is reflected in the table below.

	Weighted Scorecard Achievement	Total Bonus Amount
Threshold	50%-75%	50%
Target	75%-90%	100%
Maximum	90%-100%	200%

The following bonuses have been recognised in the financial statements for payment to executives in recognition of their performance in the year ended 30 June 2024. The awarding of these STIs is based on a weighted scorecard achievement between 75%-90% which equates to a total STI amount of 100% of the target annual bonus amount for each executive KMP eligible to be awarded an STI in FY24. Final bonuses payable are subject to approval by the Board. The Board has discretion over whether to award these bonuses in cash or equity instruments such as service rights.

	Target STI A\$	Awarded STI A\$	STI Awarded as % of Target
<b>Executive KMP</b>			
Neil Herbert	367,500	367,500	100%
Keith Muller	237,500	237,500	100%
Amanda Harsas	220,000	220,000	100%
Lennard Kolff	N/A	100,000	N/A

As Lennard Kolff is no longer employed by the Company, he is not eligible to be awarded an STI. The Board however approved the above ex-gratia payment in recognition of the significant contribution made by Mr Kolff during FY24.

## LONG-TERM INCENTIVE ARRANGEMENTS AND OUTCOMES FOR EXECUTIVES

A new long-term incentive plan was approved at the Annual General Meeting in November 2023. The Atlantic Lithium Limited Rights Plan represents a modernisation of the available equity instruments and terms, aligned with current regulations and market best-practices. The key terms of grants that have been made during FY24 are set out below.



Feature	Description																			
Purpose	To align remuneration with Shareholders' interests and to appropriately incentivise executives and employees to create Shareholder value. The plan is designed to encourage long term employment with the Company and continued improvement in performance over time and encourages personnel to acquire and retain an equity interest in the Company.																			
Participants	All Executive Directors and senior employees as approved by the Board.																			
Annual award value	Executive Directors – 50% of total fixed remuneration at target. As the TSR performance condition includes a stretch measure the actual number of PRs granted is calculated based on 75% of total fixed remuneration to reflect the maximum number of PRs that might vest if the stretch measure is achieved.																			
Instrument	Performance Rights (PRs)																			
Multiple year grant	On 27 December 2023, there were three tranches of PRs granted to each of the Executive Directors (two tranches in the case of Keith Muller). The granting of additional tranches with vesting dates following the end of FY24 and FY25 were intended as a mechanism to transition to the new plan and to appropriately incentivise and reward the Executive Directors during these financial years.																			
Allocation approach	The number of PRs granted was calculated based on the annual award value divided by the volume weighted average price (VWAP) for the Company's shares for the five trading days immediately following the release of the Company's June Quarterly Activities and Appendix 5B Cash Flow Report to the ASX on 31 July 2023. The VWAP for that period was \$0.436.																			
Grant date	27 December 2023																			
Measurement period	31 July 2023 to 30 July 2026 (FY26 tranche) 31 July 2023 to 30 July 2025 (FY25 tranche) 31 July 2023 to 30 July 2024 (FY24 tranche)																			
Term	Each PR has a term of 15 years from the grant date and if not exercised within that term the PR will lapse.																			
Performance measure	<p>Each tranche of PRs has two performance conditions:</p> <ul style="list-style-type: none"> <li>50% of the PRs granted at target (or 67% of actual PRs granted to include potential stretch performance) are subject to an absolute Total Shareholder Return (TSR) condition. Vesting for these PRs will be determined based on the following scale:</li> </ul> <table border="1" data-bbox="432 1357 1426 1680"> <thead> <tr> <th>Performance Level</th> <th>Absolute TSR CAGR over Measurement Period <sup>1</sup></th> <th>% of Maximum Vesting</th> </tr> </thead> <tbody> <tr> <td rowspan="2">Stretch &amp; Above</td> <td>15%</td> <td>100%</td> </tr> <tr> <td>&gt;10% &amp; &lt;15%</td> <td>Pro-rata</td> </tr> <tr> <td rowspan="2">Target</td> <td>10%</td> <td>50%</td> </tr> <tr> <td>&gt;5% &amp; &lt;10%</td> <td>Pro-rata</td> </tr> <tr> <td>Threshold</td> <td>5%</td> <td>25%</td> </tr> <tr> <td>Below Threshold</td> <td>&lt;5%</td> <td>0%</td> </tr> </tbody> </table> <p><sup>1</sup> TSR is measured as the increase in share price over the measurement period plus dividends declared assumed to be reinvested. CAGR means cumulative annual growth rate.</p> <ul style="list-style-type: none"> <li>50% of the PRs granted at target (or 33% of total PRs granted to include potential stretch performance) are subject to an Operational Condition. The Operational Condition for the FY26 and FY25 tranches is the receipt of the Mine Operating Permit. The Operational Condition for the FY24 tranche is the grant of the Mining Lease.</li> </ul>	Performance Level	Absolute TSR CAGR over Measurement Period <sup>1</sup>	% of Maximum Vesting	Stretch & Above	15%	100%	>10% & <15%	Pro-rata	Target	10%	50%	>5% & <10%	Pro-rata	Threshold	5%	25%	Below Threshold	<5%	0%
Performance Level	Absolute TSR CAGR over Measurement Period <sup>1</sup>	% of Maximum Vesting																		
Stretch & Above	15%	100%																		
	>10% & <15%	Pro-rata																		
Target	10%	50%																		
	>5% & <10%	Pro-rata																		
Threshold	5%	25%																		
Below Threshold	<5%	0%																		
Exercise price	Nil																			

# DIRECTORS' REPORT

Feature	Description
Termination of employment	<p>In the event of termination of employment for cause, all unvested rights and vested rights subject to an exercise restriction period will be forfeited.</p> <p>Generally, PRs held at the date that employment ceases in respect of which the first year of the Measurement Period has not been completed will be forfeited pro-rata in the percentage that the remainder of the year bears upon the full year.</p> <p>PRs that do not lapse on termination of employment will continue to be held by the Participant with a view to testing for vesting at the end of the measurement period.</p> <p>The above terms can be varied at the discretion of the Board.</p>
Board discretion	The Board has extensive discretion in respect of the Rights Plan, including the determination of vesting conditions, the initial value granted, the number of performance rights that vest, the number of performance rights that are forfeited on termination of employment and any forfeiture or clawback.
Change in control	In the event that the Board determines that the Company will imminently become the subject of a Change in Control without the delisting the Board may make adjustments to the terms of the PRs granted, including changes to vesting conditions, measurement periods and exercise and disposal restriction conditions as necessary to ensure that the plan will operate as intended following the Change in Control.
Malus and clawback	The Board has sole discretion to determine that some or all Rights held by a Participant that are unvested Rights or Vested Rights subject to an Exercise Restriction Period, will lapse on a specified date if allowing the Rights to be retained or exercised by the Participant would, in the opinion of the Board, result in an inappropriate benefit to the Participant.

Details of grants made to Executives during the current financial year can be found in section 9 of this report.

## 6. Non-Executive Director remuneration arrangements

The Constitution of the Company provides that the NEDs are entitled to remuneration as determined by the Company in a general meeting to be apportioned among them in such manner as the directors agree and, in default of agreement, equally. The aggregate maximum remuneration currently approved by shareholders is \$1 million per annum. A NED may also be invited to participate in Director and Executive share or option incentive schemes.

If a NED performs extra services, which in the opinion of the Directors are outside the scope of the ordinary duties of the Director, the Company may remunerate that Director by payment of a fixed sum determined by the Directors in addition to or instead of the remuneration referred to above. However, no payment can be made if the effect would be to exceed the maximum aggregate amount payable to NEDs without prior consent of the Company.

NEDs are entitled to be reimbursed for properly incurred expenses, including travel and other expenses incurred in attending Director's or General Meetings of Atlantic Lithium or otherwise in connection with the business of the Company.

## 7. Realised Remuneration of Executive Directors

The table below is a voluntary non-statutory disclosure that shows the realised remuneration the Executive KMP received during the year ended 30 June 2024. The amounts shown include fixed remuneration, bonuses awarded in respect of the relevant year and equity awards that were exercised during the relevant year.

Bonuses are generally paid in cash after the end of the financial year to which they relate. The Board however has discretion to determine that bonuses will be settled in equity instruments, including shares or service rights, rather than being paid in cash. Equity instruments granted under the existing option plan vested immediately and therefore are only included in the table below where they have been exercised as this is the point where the Executive receives value. A similar approach has been applied for Performance Rights granted under the former plan. Performance Rights granted under the new Performance Rights plan will be included in the table below in the year when they vest.

The table has been included to provide shareholders with enhanced transparency of remuneration received by Executives. The table is not prepared in accordance with Australian Accounting Standards and this information differs to the statutory remuneration table presented in section 8 of this report.



Directors	Short term benefits			Share-based payments equity settled		Total A\$	% Performance Related
	Salary & fees A\$	Bonus <sup>1</sup> A\$	Retention Bonus <sup>2</sup> A\$	Options <sup>3</sup> A\$	Performance Rights <sup>4</sup> A\$		
<b>Executive Directors</b>							
Neil Herbert							
2024	713,750	367,500	-	-	-	1,081,250	34%
2023	533,334	292,500	650,000	-	-	1,475,834	64%
Keith Muller (from 18 November 2022)							
2024	475,000	237,500	-	-	-	712,500	33%
2023	245,904	213,750	-	-	-	459,654	47%
Amanda Harsas							
2024	440,000	220,000	-	-	-	660,000	33%
2023	409,846	176,000	440,000	-	-	1,025,846	60%
<b>Former Executive Director</b>							
Lennard Kolff (until 30 June 2024)							
2024	413,615	100,000	-	-	-	513,615	19%
2023	450,000	157,500	450,000	1,436,172	791,771	3,285,443	43%

- 1 Bonuses are included in remuneration in the financial year to which the bonus relates. Bonuses are generally paid in cash following the end of the relevant financial year however the Board retains discretion to settle bonuses with equity instruments such as shares or service rights.
- 2 The conditions for the retention bonus were met prior to the end of the financial year. Payment was made following the end of the financial year.
- 3 The value of options exercised during the year is calculated as: (closing share price on date of exercise – exercise price) \* number of options exercised.
- 4 Performance rights are exercised for nil consideration. The value of performance rights exercised is calculated as: closing share price on date of exercise \* number of performance rights exercised.



# DIRECTORS' REPORT

## 8. Statutory Key Management Personnel Remuneration Disclosures

Directors	Short term benefits			Post-employment		Share-based payments equity settled			Total A\$	% Performance Related
	Salary & fees A\$	Cash Bonus <sup>1</sup> A\$	Annual Leave A\$	Super-annuation A\$	Long Service Leave A\$	Options <sup>2</sup> A\$	Performance Rights A\$			
<b>Executive Directors</b>										
Neil Herbert										
2024	713,750	367,500	-	-	-	-	937,598	2,018,848	65%	
2023	533,334	942,500	-	-	-	410,575	-	1,886,409	50%	
Keith Muller (from 18 November 2022)										
2024	449,654	237,500	32,826	25,346	1,416	-	407,985	1,154,727	56%	
2023	222,537	213,750	20,349	23,366	241	1,314,512	-	1,794,755	12%	
Amanda Harsas										
2024	412,500	220,000	37,721	27,500	3,953	275,311	570,978	1,547,963	51%	
2023	382,346	616,000	42,553	27,500	2,773	855,978	-	1,927,150	32%	
<b>Former Executive Directors</b>										
Lennard Kolff (until 30 June 2024)										
2024 <sup>3</sup>	386,116	100,000	(46,369)	27,500	(48,800)	764,404	646,825	1,829,676	41%	
2023	422,041	607,500	5,832	27,959	11,830	410,575	168,939	1,654,676	47%	
<b>Non-Executive Directors</b>										
Kieran Daly										
2024	80,417	-	-	-	-	-	-	80,417	0%	
2023	60,000	-	-	-	-	-	-	60,000	0%	
Christelle van der Merwe										
2024	80,417	-	-	-	-	-	-	80,417	0%	
2023	60,000	-	-	-	-	-	-	60,000	0%	
Jonathan Henry (from 19 December 2023)										
2024	50,884	-	-	-	-	-	-	50,884	0%	
Edward Koranteng (from 15 May 2024)										
2024	11,875	-	-	-	-	-	-	11,875	0%	
<b>Former Non-Executive Directors</b>										
Patrick Brindle (until 29 January 2024)										
2024	-	-	-	-	-	-	-	-	0%	
2023	-	-	-	-	-	-	-	-	0%	
Stuart Crow (until 13 June 2023)										
2023	114,333	-	-	-	-	205,287	-	319,620	0%	
<b>Total director remuneration</b>										
<b>2024</b>	<b>2,185,613</b>	<b>925,000</b>	<b>24,178</b>	<b>80,346</b>	<b>(43,431)</b>	<b>1,039,715</b>	<b>2,563,386</b>	<b>6,774,807</b>		
<b>2023</b>	<b>1,794,591</b>	<b>2,379,750</b>	<b>68,734</b>	<b>78,825</b>	<b>14,844</b>	<b>3,196,927</b>	<b>168,939</b>	<b>7,702,610</b>		

Alternate Directors do not receive any form of remuneration for their services.

1 Includes retention bonuses and short-term incentives.

2 Includes the expense relating to the limited recourse loans that were granted to Amanda Harsas and Lennard Kolff on the exercise of options, including the subsequent modifications to the term of these loans. These arrangements have been accounted for as in-substance options.

3 Negative balances are included in the table when leave taken exceeds leave accrued in a particular year or leave provisions are reversed on employment ceasing.





## 9. Equity instruments disclosures

### KMP SHARE MOVEMENTS

The table below summarises the movements in the year ended 30 June 2024 of interests in shares in Atlantic Lithium relating to the period during which individuals were KMP.

	Opening Balance No.	Issued on Exercise of Options No.	Issued on Exercise of Performance Rights No.	Shares Acquired/ (Disposed) No.	Closing Balance No.
<b>Executive KMP</b>					
Neil Herbert <sup>1</sup>	7,348,892	-	-	757,413	8,106,305
Keith Muller <sup>2</sup>	-	-	-	200,000	200,000
Amanda Harsas <sup>3</sup>	1,500,000	-	-	500,000	2,000,000
<b>Non-executive Directors</b>					
Jonathan Henry <sup>5</sup>	51,518	-	-	-	51,518
<b>Former Executive KMP</b>					
Lennard Kolff <sup>4</sup>	3,030,852	-	-	150,000	3,180,852
<b>Former Non-executive Directors</b>					
Patrick Brindle <sup>6</sup>	108,000	-	-	-	108,000

1 Neil Herbert's shares are held by Huntress CI Nominees Limited. The shares acquired were purchased on-market.

2 Keith Muller's shares were purchased on-market.

3 Amanda Harsas' shares are held by Birubi Grove Pty Ltd ATF Harsas Family Trust. The shares acquired were purchased on-market. Ms Harsas also holds 2,500,000 shares which are accounted for in-substance options. These are not included within share movements in the table above but are included in the in-substance option table below.

4 Lennard Kolff's shares are held by a personal related party, Melissa Kolff van Oosterwijk. The shares acquired were purchased on-market. During the year Mr Kolff exercised 3,000,000 options and was simultaneously granted a limited recourse loan for the full value of the exercise price (£900,000). As this arrangement has been accounted for as the grant of in-substance options the shares issued to Mr Kolff on exercise of the options are not included within share movements but are included in the in-substance option table below. Mr Kolff's closing balance of shares is as at 30 June 2024 being the date on which he ceased to be a KMP.

5 Jonathan Henry's opening balance of shares is as at 19 December 2023 being the date on which he was appointed as a non-executive director.

6 Patrick Brindle's closing balance of shares is as at 29 January 2024 being the date on which he ceased to be a non-executive director.

# DIRECTORS' REPORT

## KMP OPTION MOVEMENTS

Options may be issued to Directors and Executives as part of their remuneration package. The options are issued with no performance conditions but are issued to Directors and Executives of the Company to align comparative shareholder return and reward for Directors and Executives.

The table below summarises the movements in the year ended 30 June 2024 of interests in options over shares in Atlantic Lithium Limited for the period during which individuals were KMP.

	Opening Balance No.	Options Exercised No.	Options Granted No.	Options Lapsed No.	Closing Balance No.
<b>Executive KMP</b>					
Neil Herbert <sup>1</sup>	10,000,000	-	-	(8,000,000)	2,000,000
Keith Muller	6,000,000	-	-	-	6,000,000
Amanda Harsas <sup>2</sup>	10,000,000	-	-	(8,000,000)	2,000,000
<b>Former Executive KMP</b>					
Lennard Kolff <sup>3</sup>	14,000,000	(3,000,000)	-	(9,000,000)	2,000,000

1 Neil Herbert's options are held by Huntress CI Nominees Limited.

2 Amanda Harsas' options are held by Birubi Grove Pty Ltd ATF Harsas Family Trust.

3 Lennard Kolff holds 2,000,000 options in his name (opening and closing balance) and 12,000,000 options are held by a personal related party, Melisa Kolff van Oosterwijk (opening balance only). Mr Kolff exercised 3,000,000 options on 18 August 2023 and was simultaneously granted a limited recourse loan for the full value of the exercise price (£900,000). This arrangement has been accounted for as the grant of in-substance options and is included in the in-substance option table below. Mr Kolff's closing balance of options is as at 30 June 2024 being the date on which he ceased to be a KMP. He has a period of 90 days after this date in which to exercise these outstanding options, otherwise they will lapse.

All options vest on grant date and accordingly the options included in the closing balances in the table above have all vested and are exercisable as at 30 June 2024. All options that lapsed during the year were originally granted during the financial year ended 30 June 2022.

## KMP IN-SUBSTANCE OPTION MOVEMENTS

Where the Company provides loans to fund the acquisition of shares, and the loan is limited in recourse to those underlying shares, the arrangement is accounted for as an in-substance option. This is because of the option like characteristics of the arrangement whereby the recipient can benefit from increases in the share price over the loan's face value whilst being protected from decreases below the loan's face value during the term of the loan.

The table below summarises the movements in the year ended 30 June 2024 of interests in in-substance options over shares in Atlantic Lithium for the period during which individuals were KMP.

	Opening Balance No.	Options Exercised No.	Options Granted No.	Options Lapsed No.	Closing Balance No.
<b>Executive KMP</b>					
Amanda Harsas <sup>1</sup>	2,500,000	-	-	-	2,500,000
<b>Former Executive KMP</b>					
Lennard Kolff <sup>2</sup>	-	-	3,000,000	-	3,000,000

1 Amanda Harsas' in-substance options are held by Birubi Grove Pty Ltd ATF Harsas Family Trust. The original expiry date for the limited recourse loan was 6 April 2024. On expiry the loan was extended by two years and now has an expiry date of 8 April 2026.

2 Lennard Kolff's in-substance options are held by a personal related party, Melisa Kolff van Oosterwijk. Mr Kolff's closing balance of in-substance options is as at 30 June 2024 being the date on which he ceased to be a KMP. The original expiry date for the limited recourse loan was 18 August 2024. On resignation, and in accordance with the terms of the share loan plan, the expiry date of the loan is three years from cessation of employment and now has an expiry date of 30 June 2027.

**OPTIONS GRANTED AND EXERCISED DURING THE YEAR ENDED 30 JUNE 2024**

Details of options exercised by KMP during the year are set out below:

	Expiry Date	Exercise Price £	Options Exercised No.	Total Value of Options Exercised <sup>1</sup> A\$	Total Value of Options Exercise A\$
<b>Former Executive KMP</b>					
Lennard Kolff <sup>2</sup>	18 Aug 2023	£0.30	3,000,000	-	-

- The value of options exercised is calculated as: (closing share price on date of exercise – exercise price) \* number of options exercised. This has been translated to AUD at the closing exchange rate on the exercise date.
- The closing share price on the date the options were exercised was £0.2075 and accordingly no value has been included in the above table. A loan was provided to Mr Kolff on the exercise of options for the entire value of the options being exercised (£900,000). As the loan is limited in recourse it is accounted for as in-substance options.

Details of in-substance options granted to KMP during the year are set out below:

	Grant Date	Expiry Date	Exercise Price	Options Granted No.	Fair Value per Option Granted A\$	Total Fair Value of Options Granted A\$
<b>Former Executive KMP</b>						
Lennard Kolff <sup>1</sup>	18 Aug 2023	18 Aug 2024	£0.30	3,000,000	0.103	309,782

- Lennard Kolff's options are held by a personal related party, Melisa Kolff van Oosterwijk and are classified as in-substance options for accounting purposes. As the in-substance options were deemed to have been granted when a limited recourse loan was provided by the Company to fund the exercise of existing options the transaction has been accounted for as a modified share-based payment arrangement. The fair value above represents the incremental fair value that has been recognised on modification. Following grant the terms of the in-substance options granted to Mr Kolff were modified when he ceased employment with the Company. Refer below for further details.

Details of modifications to in-substance options during the year are set out below:

	Modification Date	Exercise Price £	Options Modified No.	Market Price of Ordinary Share <sup>1</sup> £	Increase in Fair Value of Options Modified £	Increase in Fair Value of Options Modified A\$
<b>Executive KMP</b>						
Amanda Harsas <sup>2</sup>	4 Apr 2024	£0.30	2,500,000	£0.191	143,408	275,311
<b>Former Executive KMP</b>						
Lennard Kolff <sup>3</sup>	25 Jun 2024	£0.30	3,000,000	£0.199	238,140	454,621

- Market price as at the date of modification.
- The original expiry date of the in-substance options granted to Ms Harsas was 6 April 2024. Following a modification of the terms under which the in-substance options were granted the expiry date is now 8 April 2026. All other terms of the arrangement remain unchanged.
- The original expiry date of the in-substance options granted to Mr Kolff was 18 August 2024. Following a modification of the terms under which the in-substance options were granted the expiry date is now 30 June 2027. All other terms of the arrangement remain unchanged. This modification occurred as a result of Mr Kolff no longer working for the Company and is in accordance with the terms of the Share Loan Plan.

# DIRECTORS' REPORT

## KMP PERFORMANCE RIGHTS MOVEMENTS

Performance rights may be granted to KMP as part of a market competitive total remuneration package with the aim of providing an incentive for those KMP to deliver Group performance that will also lead to returns to shareholders.

During the year there have been two performance rights plans in operation.

The opening balance of performance rights held by Mr Kolff vest on achievement of each maturity price milestone provided the holder remains an employee of the Group and convert to fully paid ordinary shares. All outstanding performance rights under this first plan have lapsed during the year and no further performance rights will be granted under this plan.

All performance rights granted during the year have been granted under the new Performance Rights plan that was approved at the Annual General Meeting in November 2023. Details of the new plan can be found in section 5 of this remuneration report.

The table below summarises the movements in the year ended 30 June 2024 of interests in performance rights over shares in Atlantic Lithium for the period during which individuals were KMP.

	Opening Balance No.	Performance Rights Exercised No.	Performance Rights Granted No.	Performance Rights Lapsed No.	Closing Balance No.
<b>Executive KMP</b>					
Neil Herbert <sup>1</sup>	-	-	3,497,843	-	3,497,843
Keith Muller	-	-	1,469,610	-	1,469,610
Amanda Harsas <sup>2</sup>	-	-	2,131,364	-	2,131,364
<b>Former Executive KMP</b>					
Lennard Kolff <sup>3</sup>	2,700,000	-	2,200,118	(2,700,000)	2,200,118

1 Neil Herbert's performance rights are held by Huntress CI Nominees Limited.

2 Amanda Harsas' performance rights are held by Birubi Grove Pty Ltd ATF Harsas Family Trust.

3 Lennard Kolff's opening balance of performance rights were held by a personal related party, Melisa Kolff van Oosterwijk. These performance rights were originally granted during the financial year ended 30 June 2022 and have lapsed during the current financial year. Mr Kolff's closing balance of performance rights is as at 30 June 2024 being the date on which he ceased to be a KMP.

The performance rights included in the closing balance in the table above are unvested as at 30 June 2024.



PERFORMANCE RIGHTS GRANTED DURING THE YEAR ENDED 30 JUNE 2024

	Vesting Date	Expiry Date	Tranche <sup>1</sup>	Performance Rights Granted No.	Fair Value of Performance Rights Granted A\$	Total Value of Performance Rights Granted A\$
<b>Executive KMP</b>						
Neil Herbert <sup>2</sup>	30 Jul 2024	30 Jul 2038	TSR	744,831	0.209	155,670
	30 Jul 2024	30 Jul 2038	Operating	372,416	0.395	147,104
	30 Jul 2025	30 Jul 2038	TSR	744,831	0.244	181,739
	30 Jul 2025	30 Jul 2038	Operating	372,416	0.395	147,104
	30 Jul 2026	30 Jul 2038	TSR	842,232	0.267	224,876
	30 Jul 2026	30 Jul 2038	Operating	421,116	0.395	166,341
Keith Muller	30 Jul 2025	30 Jul 2038	TSR	435,440	0.244	106,247
	30 Jul 2025	30 Jul 2038	Operating	217,720	0.395	85,999
	30 Jul 2026	30 Jul 2038	TSR	544,300	0.267	145,328
	30 Jul 2026	30 Jul 2038	Operating	272,150	0.395	107,499
Amanda Harsas <sup>3</sup>	30 Jul 2024	30 Jul 2038	TSR	458,358	0.209	95,797
	30 Jul 2024	30 Jul 2038	Operating	229,179	0.395	90,526
	30 Jul 2025	30 Jul 2038	TSR	458,358	0.244	111,839
	30 Jul 2025	30 Jul 2038	Operating	229,179	0.395	90,526
	30 Jul 2026	30 Jul 2038	TSR	504,194	0.267	134,620
	30 Jul 2026	30 Jul 2038	Operating	252,097	0.395	99,578
<b>Former Executive KMP</b>						
Lennard Kolff	30 Jul 2024	30 Jul 2038	TSR	515,653	0.209	107,771
	30 Jul 2024	30 Jul 2038	Operating	257,826	0.395	101,841
	30 Jul 2025	30 Jul 2038	TSR	515,653	0.244	125,819
	30 Jul 2025	30 Jul 2038	Operating	257,826	0.395	101,841
	30 Jul 2026	30 Jul 2038	TSR	435,440	0.267	116,262
	30 Jul 2026	30 Jul 2038	Operating	217,720	0.395	85,999

- The tranche refers to the nature of the performance condition attached to the specific grant of Performance Rights. Further details are set out in section 5 of this remuneration report.
- Neil Herbert's performance rights are held by Huntress CI Nominees Limited.
- Amanda Harsas' performance rights are held by Birubi Grove Pty Ltd ATF Harsas Family Trust.

All Performance Rights were granted for nil consideration. The Performance Rights have been granted with performance conditions and service conditions which must be met for the performance rights to vest. Details of these conditions can be found in section 5 of this remuneration report. Following vesting the performance rights must be exercised before the expiry date set out in the table above. Performance rights are exercised for nil consideration. One fully paid ordinary share in the Company is issued for each exercised performance right. All Performance Rights on issue as at 30 June 2024 are unvested.

10. Other disclosures

LOANS TO KEY MANAGEMENT PERSONNEL

Other than the limited recourse loan provided to Amanda Harsas and Lennard Kolff there were no loans to Directors or other Key Management Personnel during the year.

OTHER TRANSACTIONS WITH KEY MANAGEMENT PERSONNEL

There were no other transactions or balances with Key Management Personnel during the period.

(End of Remuneration Report)

# DIRECTORS' REPORT

## Directors' Meetings

The number of meetings of Directors held during the year and the number of meetings attended by each Director was as follows:

	Board		Audit		Nomination and Remuneration	
	Number of meetings held while in office	Meetings attended	Number of meetings held while in office	Meetings attended	Number of meetings held while in office	Meetings attended
Neil Herbert	5	5	2	2	2	2
Keith Muller	5	5	2	1 <sup>1</sup>	N/A	N/A
Amanda Harsas	5	5	2	2 <sup>1</sup>	N/A	N/A
Kieran Daly	5	5	2	1	2	2
Christelle van der Merwe	5	5	N/A	N/A	N/A	N/A
Jonathan Henry	3	3	1	1	0	0
Edward Koranteng	1	1	N/A	N/A	N/A	N/A
Lennard Kolff	2	2	N/A	N/A	N/A	N/A
Patrick Brindle	2	2	1	1	2	2
Holly Waldeck	4	1	N/A	N/A	N/A	N/A

<sup>1</sup> Amanda Harsas and Keith Muller attended Audit Committee meetings as observers.

## Indemnification and insurance of Directors, Officers and Auditor

Each of the Directors and Secretary of the Company has entered into a Deed with the Company whereby the Company has provided certain contractual rights of access to books and records of the Company to those Directors. The Company has insured all of the Directors. The contract of insurance prohibits the disclosure of the nature of the liabilities covered and amount of the premium paid. The Corporations Act does not require disclosure of the information in these circumstances.

The Company has not indemnified or insured its auditor.

## Options and Warrants

There were 3,000,000 shares issued as a result of the exercise of options (2023:19,750,000) during the year ended 30 June 2024. These shares have been accounted for as in-substance options (2023: 3,500,000).

Subsequent to 30 June 2024 and up to the date of this report, 600,000 options have expired.

At the date of this report, the unissued ordinary shares of Atlantic Lithium under options are as follows:

Grant date	Date of Expiry	Exercise Price	Number under Option
30 August 2023	31 August 2025	£0.30	3,100,000
16 May 2023	16 May 2025	£0.50	2,000,000
28 November 2022	28 November 2024	£0.60	2,000,000
31 March 2023	31 March 2025	£0.60	6,000,000
28 November 2022	28 November 2024	£0.70	2,000,000
24 January 2024	23 July 2025	US\$0.3637	9,622,787
			<b>24,722,787</b>

Option holders do not have any right to participate in new issues of securities in the Company made to Shareholders generally. The Company will, where required pursuant to any relevant listing rules, provide Option holders with notice prior to the books record date (to determine entitlements to any new issue of securities made to Shareholders generally) to exercise the Options, in accordance with the requirements of any relevant listing rules.



## Performance Rights

There were nil ordinary shares issued as a result of the exercise of performance rights during the year ended 30 June 2024 (2023: 9,450,000). Subsequent to 30 June 2024 and up to the date of this report, 1,402,492 performance rights were issued.

At the date of this report, there are 10,701,427 unissued ordinary shares of Atlantic Lithium under performance rights.

## Significant Events after the Reporting Date

On 22 August 2024, 600,000 unlisted options exercisable at £0.30 and with an expiry date of 31 August 2025, lapsed.

On 16 August 2024, 1,402,492 unlisted performance rights were issued to certain employees. The performance rights have an absolute TSR or an operational performance condition with a measurement period from 31 July 2023 to 30 July 2026. In order to vest the recipients must remain employees of the Company until the end of the measurement period.

On 12 September 2024, Ghana's Environmental Protection Agency ("EPA") granted an environmental permit ("EPA permit") in respect of the Company's Ewoyaa Project.

## Non-audit Services

Details of non-audit services can be found in Note 7.1 to the financial statements. The Directors are satisfied that the provision of non-audit services, during the year, by the auditor (or by another person or firm on the auditor's behalf) is compatible with the general standard of independence for auditors imposed by the *Corporations Act 2001*. The Directors are of the opinion that the services as disclosed in Note 7.1 to the financial statements do not compromise the external auditor's independence and do not undermine the general principles relating to auditor independence as set out in Code of Conduct APES 110 Code of Ethics for Professional Accountants issued by the Accounting Professional & Ethical Standards Board.

## Auditor's Independence Declaration

The Auditor's Independence Declaration forms part of the Directors' Report and can be found on page 67.

Signed in accordance with a resolution of Directors:

**NEIL HERBERT**  
EXECUTIVE CHAIRMAN  
Sydney

18 September 2024

# CORPORATE GOVERNANCE SUMMARY 2024

Full details are available in the Corporate Governance section of the Company's website.

## CHAIRMAN'S STATEMENT - 2024

As the Chairman of Atlantic Lithium, I am responsible for the leadership of the Board of Directors, for the efficient organisation and conduct of that Board's functioning, and for the briefing of all Directors in relation to issues arising at Board meetings. I am also ultimately responsible for shareholder communication and feedback, arranging Board performance evaluation, and setting the tone for Board's approach to Corporate Governance matters. I work closely with the CEO Keith Muller and Finance Director and Company Secretary Amanda Harsas on these matters.

As the Company is listed on the ASX, AIM and GSE it reports on its compliance in accordance with both:

1. The ASX Corporate Governance Council's Principles and Recommendations 4th Edition (the "ASX Recommendations"). The 2024 ASX Corporate Governance Statement can be found on the Company's website at [www.atlanticlithium.com.au/corporate-governance](http://www.atlanticlithium.com.au/corporate-governance).
2. The QCA Corporate Governance Code, as published by the Quoted Companies Alliance, which is reported on below.

Atlantic Lithium is a junior mineral exploration and development company, targeting near-term production of lithium at its flagship Ewoyaa Lithium Project. From a practical viewpoint, this means that the Company is yet to reach the stage where it is earning revenue, employing a large workforce, expending large sums of money on capital works, or undertaking development and / or mining works on land owned by third-parties. Accordingly, the Company's adoption of, and reporting against, the ASX Recommendations and QCA's Corporate Governance framework reflects the current status of its lifecycle and its characterisation as a growth company. In this regard, whilst the Company has largely adopted the ASX Recommendations and QCA's principles, it considers that some of the principles and associated reporting requirements may not yet be appropriate for the Company to adopt.

In particular, the Company currently only has one independent director, Jonathan Henry, which is a departure from the expectations of Principle 5 as discussed below. In accordance with the agreed terms and following the Minerals Income Investment Fund ("MIIF") of Ghana US\$5 million subscription in the Company, Mr Edward Koranteng was appointed as a Non-Executive Director in May 2024. Mr Koranteng is the Chief Executive Officer of MIIF and, whilst not considered an independent director, his appointment provides Ghanaian representation on the Board and more closely aligns the Company's objectives and the advancement of the Ewoyaa Lithium Project with its Ghanaian stakeholders. As the Company grows and moves towards development and production it will look to identify suitable candidates for appointment as independent directors.

As reported last year, a Board skills review has been performed to ensure the Board includes the necessary skills and experience as the Company moves through the development phase and into production. The results of this Board skills review are summarised in Principle 6 below and will be taken into consideration as the Company works to identify suitable candidates to appoint as independent directors in the future. I believe that the current Board members can and do make quality and independent judgements in the best interests of the Company, its shareholders and other stakeholders notwithstanding that they are not considered to be independent directors.

As Atlantic Lithium evolves from junior explorer through project development to producer, it is my intention as Chairman to continue to review the Company's approach to corporate governance to ensure it remains appropriate to meet the regulatory guidelines and the requirements of the Company given the stage of operations.

## THE QCA'S TEN PRINCIPLES AS ADOPTED BY THE COMPANY

Unless otherwise noted, all Charters and Policies referred to under the ten principles below are available on the Corporate Governance page of the Company's website.

### Principle 1 - Promote Long-term Value for Shareholders

Atlantic Lithium is a listed mineral exploration and development company with an advanced lithium pegmatite asset in Ghana and lithium exploration assets in Ghana and Côte d'Ivoire. The Company's corporate strategy is to create and sustain shareholder value through the discovery of world-class and globally demanded mineral commodities. Specifically, the Company is aiming to:

- advance the Ewoyaa Lithium Project and broader Cape Coast Lithium Portfolio in Ghana and Cote d'Ivoire through permitting to obtain the necessary mining-related permits to enable mineral extraction and sale on the global market;
- utilise the combined skills and experience of the Company's Board and management team, namely through exploration, resource growth, mine build preparation, construction and operation, to maximise and deliver upon the economics of the Ewoyaa Lithium Project and wider Portfolio; and
- grow a diversified portfolio of lithium projects in frontier pro-mining jurisdictions in Africa.





CONTENTS

COMPANY OVERVIEW & FY2024 HIGHLIGHTS

MESSAGES FROM MANAGEMENT

DIRECTORS' REPORT

CORPORATE GOVERNANCE SUMMARY 2024

INTEREST IN TENEMENTS

AUDITOR'S INDEPENDENCE DECLARATION

FINANCIAL STATEMENTS

CONSOLIDATED ENTITY DISCLOSURE STATEMENT

DIRECTORS' DECLARATION

INDEPENDENT AUDITOR'S REPORT

SHAREHOLDER INFORMATION

The Company is constantly working on building the value of its portfolio of assets via their sourcing, financing, exploration and ultimately their commercialisation. These endeavors require the Company to employ a diverse range of skills and experience at both Board and managerial level. This is a key attribute of the Company, as outlined in further detail under Principle 6 below. Other core values which support the Company's development goals include having a highly experienced geological and project management workforce, maintaining a close relationship with the communities in which the Company is operating, and the on-going corporate and financial support of the Company's cornerstone shareholders, who also provide substantial expertise in the areas of exploration and production.

### Principle 2 - Addressing Shareholder Needs and Expectations

The Company currently has a relatively modest number of shareholders, and at least 65% of the Company's shares are currently held by the Top 20 holders. These shareholders are known to the Board and the Company's Executive Management. However, the Company has also undertaken a number of beneficial shareholder searches in order to understand the make-up of its register for communication and engagement purposes.

Refer to Principle 10 below for further details as to how the Company engages and communicates with shareholders and other stakeholders.

### Principle 3 - Accounting for Stakeholder and Social Responsibilities

The Company remains committed to being a responsible global citizen and is sensitive to the needs and expectations of the stakeholders in the communities in which it operates - from landowners to government representatives, to the traditional community leaders and village chiefs. The Company believes that the key to being a good neighbour lies in regular, open dialogue. This effort, led by the Company's local team, ensures the Company is best positioned to remain an important part of the local community and be a force for positive, long-lasting change.

The Company has an ESG Policy as detailed on the ESG and Corporate Governance pages of its website. Further details of ESG activities being undertaken by the Company can be found on pages 36 to 37 of this Annual Report. The Company also has a Diversity Policy and takes pride in providing equal opportunities for employment across the various jurisdictions in which it operates.

### Principle 4 - Embedded and Effective Risk Management

The key risks identified by the Company are set out in the Risk Management Section of this Annual Report on pages 41 to 42.

The Board and the Company's management adopt a conservative approach to the management of the risks facing the Company, having regard to the present size and scale of its operations. As outlined in the Chairman's Statement, the Company is yet to reach the stage where it is earning revenue, employing a large workforce, expending large sums of money on capital works or undertaking development and / or mining works on land owned by third-parties. However, the Company utilises the following measures in the assessment and management of its risks:

- Board and executive appointments;
- structured board reporting;
- comprehensive insurance programme;
- site visits;
- corporate and project risk registers;
- documented risk management practices and policies.

### FINANCIAL RISK MANAGEMENT AND INTERNAL CONTROL

The Board, in conjunction with the Company's Executive Management, identifies and appraises risks, maintains control and direction over appropriate strategic, financial and organisational structure matters, with defined lines of responsibility and delegation limits established. The Board has overall responsibility for ensuring that the Company maintains a system of internal controls and for monitoring their effectiveness to provide reasonable assurance regarding the reliability of the Company's financial reporting. The Company's Audit Committee meets with the Company's external audit firm to discuss the Company's system of internal controls and management practices.

The Board considers the following to be the key internal control procedures established within the Company:

- the operation of authorisation procedures;
- the operation of dual banking authorities;
- the appropriate segregation of duties;
- clearly defined and delegated responsibilities;
- the close involvement of Senior Executives across day to day activities;
- the setting of detailed budgets which are monitored and reported against;
- the operation of the Company's Audit Committee; and
- the establishment of a Whistleblower Policy, which includes the acceptance of anonymous reports.

# CORPORATE GOVERNANCE SUMMARY 2024

The Board considers a significant failing to be any item that would lead to a material misstatement within the Company's financial reports. The Company's Audit Committee discusses the level of materiality with the Company's external audit firm, and any errors or misstatements within the financials (whether material or not) are discussed to review any implications for the system of internal controls and management verification procedures outlined above.

## OPERATIONAL AND PROJECT RISK MANAGEMENT

Risk management is the driver for how the Company does business and dictates requirements to design, plan and adequately respond to internal and external events. This ensures that proper incident response, and effective monitoring can be implemented to minimise anticipated risks and reduce harm and disruption to people, environment and the Company's operations.

The health of the Company's people, and the communities in which it works, has been Atlantic Lithium's priority. The plan incorporates the identification, assessment and minimisation of risks, and addresses any concerns and requirements that have been identified through consultation between the Atlantic Lithium management team and key stakeholders from communities in which the Company operates or traverses, other affected community groups, local and national government, health advisors and employees and contractors. The plans are reassessed and will continue to be reassessed with new information as it comes available.

## Principle 5 - Maintenance of Board Function and Balance

The Board is responsible to the Company's shareholders for its strategy, direction, values and ultimately, its long-term success. The Board sets the Company's strategic objectives and determines the risk appetite and control framework within which those objectives are achieved. The Board also provides leadership and direction for the Company's Executive Management and broader workforce, ensuring that the necessary resources are in place to enable delivery of the Company's objectives. The Board oversees the Company and its business within an agreed governance structure to deliver long-term shareholder value.

The Board currently consists of three Executive Directors and four Non-Executive Directors, only one of whom, Jonathan Henry, is considered to be independent.

As the Company grows and moves towards development and production it will look to identify additional suitable candidates for appointment as independent directors. The Board believes that the individuals on the Board can and do make quality and independent judgements in the best interests of the Company and all stakeholders notwithstanding that they are not independent directors. The Board considers that its composition is appropriate to the Company's current size and operational structure, the Directors' experience, and their collective knowledge of the Company's assets.

The Company believes that Jonathan Henry has demonstrated a strong independence of character and judgement since his appointment in December 2023. He is not aligned with any of the Company's significant shareholders and has demonstrated a willingness to question and challenge the Company's Management and Directors, including those who represent the significant shareholders, in an objective fashion. Mr Henry serves as a member of the Company's Audit & Risk Management Committee and Remuneration and Nominations Committee.

The Company's executive directors, comprising Executive Chairman Neil Herbert, Chief Executive Officer Keith Muller and Finance Director & Company Secretary Amanda Harsas are essentially engaged on a full-time basis by the Company.

As part of the interview and appointment process, Non-Executive Directors are required to confirm that they have sufficient time available to dedicate to the performance of their duties and to discharge their responsibilities to the Company.

The terms of appointment for each of the Company's Directors is set out under a Letter of Appointment, which contains, amongst other things, the requirement for Directors to attend:

- all Director's Board and Strategy Meetings;
- all shareholder's Meetings;
- any special Board or other meeting that may be convened (including committee meetings of which the Director is a member); together with
- time required to liaise with fellow Directors.

During the period 1 July 2023 to 30 June 2024, there were five Board Meetings. Directors' attendance at Board and Committee meetings which they were eligible to attend during this period is as outlined on page 57 of this Annual Report.



### DEALING WITH POTENTIAL CONFLICTS OF INTEREST

Where a particular transaction or matter to be resolved by the Board may involve a potential conflict of interest of one or more of the Directors, those parties recuse themselves from deliberation and voting on the matter. In some instances, the disinterested Directors may consent to the attendance of the interested Director(s), and their participation in any discussion of the matter to be resolved, to have all views considered ahead of the matter being separately resolved by the disinterested Directors.

### Principle 6 - Appropriate Mix of Skills and Experience at Board Level

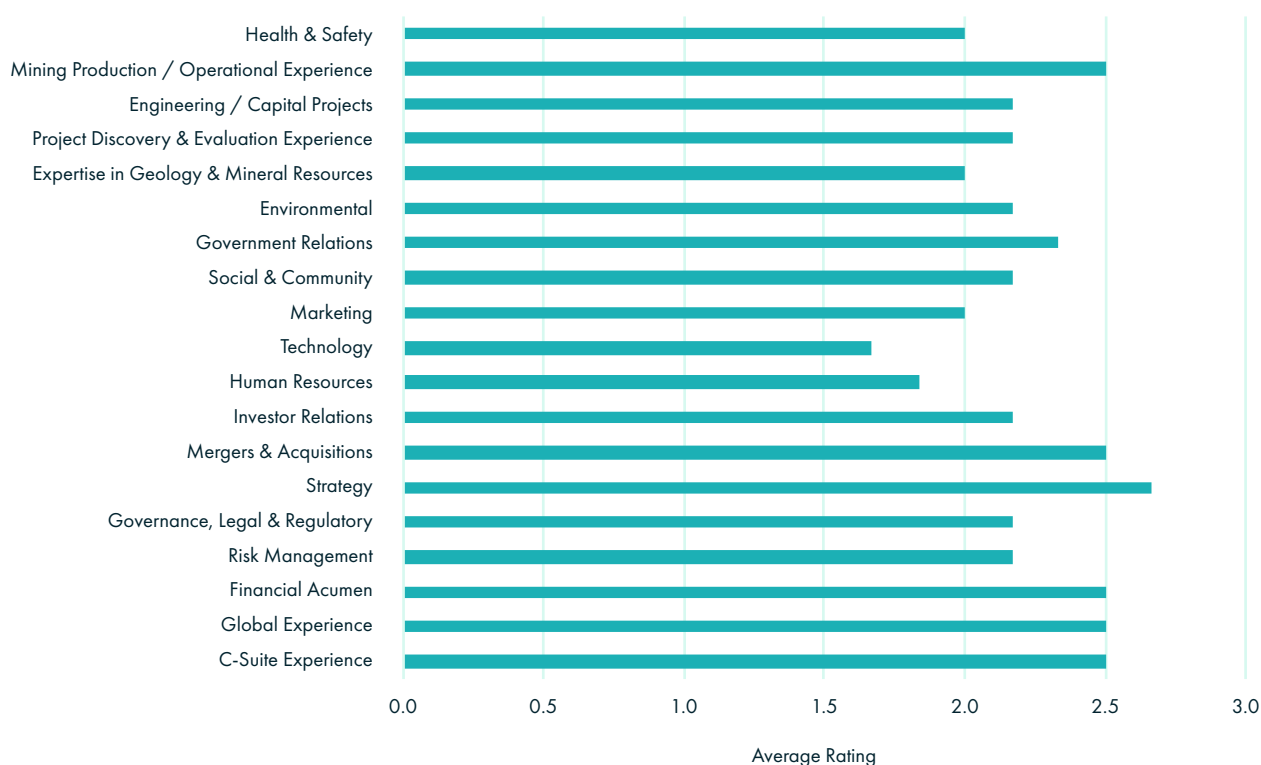
#### BOARD SKILLS MATRIX

Maintaining a balance of experience and skills is an important factor in the Company's Board composition. The Board is currently comprised of seasoned industry professionals (as detailed on Pages 13 to 15 of this Annual Report) with combined qualifications, skills and experience as outlined below.

During the current year, the Board reviewed and updated the Board of Directors skills matrix to reflect the skills required as the Company moves from exploration to development and production. Using this updated skills matrix, each of the Directors completed a self-assessment where they rated their personal experience against each of the skills in the matrix. The outcomes of this individual assessment were reviewed and endorsed by the full Board.

The results of the self-assessment process are summarised in the table below which shows the average rating for the Board for each skill. The ratings reflect the following experience levels:

1. General familiarity
2. Developed understanding
3. Significant experience



The Board of Atlantic Lithium is mindful of the need to review its skills and capabilities as the Company continues to expand and grow its operations. The results of the skills assessment will be taken into consideration as new Directors are added to the Board and in identifying training opportunities for Board members.

# CORPORATE GOVERNANCE SUMMARY 2024

## MAINTENANCE OF DIRECTORS' SKILLSET

The Company encourages and recommends each of its Directors to attend relevant external seminars, conferences and educational programs to expand their knowledge base and professional skills. Where practical, Directors are also encouraged to attend international resource conferences where the Company has a presence or is presenting. In this way, Directors are available to meet with any shareholders, potential investors, business partners, governmental officials, other industry participants and follow any relevant regulatory, technological and / or commercial developments.

## COMPANY SECRETARY

The Company Secretary is available as a resource to all Directors, but particularly the Chairman, and is responsible for all matters to do with the proper functioning of the Board. Each Director is entitled to access the advice and services of the Company Secretary as required.

The Company Secretary is a Chartered Accountant and the Finance Director of Atlantic Lithium Limited with over 25 years' experience across a wide range of industries.

## Principle 7 - Evaluation of Board Performance

The Board will continue to regularly review and monitor its composition and performance having regard to the evolving complexity of the Company's activities and operations and make changes as appropriate.

In the current year, as noted under Principle 6, the Board has updated the Board skills matrix and has undertaken a self-assessment process to identify areas of expertise on the Board and additional areas that the Board could consider in relation to future appointments.

As the Company moves towards development and operations the manner and frequency by which the performance and effectiveness of the Board and its committees is assessed will continue to be reviewed.

## Principle 8 - Corporate Culture Based on Ethical Values and Behaviours

In recognition of their importance, social and ethical matters are dealt with by the full Board. The Board is also responsible for ensuring that the Company is, and remains, a dedicated socially responsible corporate citizen. The Company is committed to ensuring that all personnel act with honesty, integrity and fairness when dealing with communities, land holders, business partners, suppliers, potential customers, industry participants, governments, regulators, shareholders and fellow employees.

The Company has adopted the following policies, all of which are set out in full in the Corporate Governance section of the Company's website:

- Anti-Bribery and Corruption Policy;
- Corporate Ethics and Continuous Disclosure Policy;
- Trading Policy; and
- Whistleblower Policy.

In parallel with the adoption of the QCA Corporate Governance Principles, the Company has instituted a Code of Conduct applicable to all employees and Board members, as outlined in the Corporate Governance section of the Company's website.

During the period, the Company also introduced its CARE values – Collaboration, Authenticity, Respect and Excellence. These values and their associated behaviours are intended to guide Atlantic Lithium employees and contractors to ensure the Company acts with the best interests of all stakeholders in mind.

## Principle 9 - Maintenance of Governance Structures and Processes

The Chairman of the Company is ultimately responsible for the approach taken to the adoption, review and maintenance of Corporate Governance standards by the Board, management and personnel. The Chairman is assisted by the Finance Director & Company Secretary in the maintenance and management of Corporate Governance and risk management standards from an operational, policy and documentation perspective throughout the Company.

Due to the current size and lack of complexity of the Company, a Corporate Governance Committee has not been formally established as the Board considers that it can efficiently and effectively oversee Corporate Governance issues without establishing a separate committee. In overseeing these matters, the Board is guided by the Corporate Governance Committee Charter.



CONTENTS

- COMPANY OVERVIEW & FY2024 HIGHLIGHTS
- MESSAGES FROM MANAGEMENT
- DIRECTORS' REPORT
- CORPORATE GOVERNANCE SUMMARY 2024
- INTEREST IN TENEMENTS
- AUDITOR'S INDEPENDENCE DECLARATION
- FINANCIAL STATEMENTS
- CONSOLIDATED ENTITY DISCLOSURE STATEMENT
- DIRECTORS' INDEPENDENT AUDITOR'S REPORT
- SHAREHOLDER INFORMATION

The Company also has a comprehensive Corporate Governance framework and documentation, with full details available on the Company's website. In addition to a comprehensive Corporate Governance Statement and the various policies described elsewhere in this Corporate Governance Summary, the Company's website contains the following documents and policies:

- Audit & Risk Committee Charter
- Board Charter Corporate Governance Policy
- Charter of the Executive Committee
- Diversity Policy
- ESG Policy
- Matters Reserved for the Board of Directors
- Nomination & Remuneration Committee Charter
- Related Party Policy
- Social Media Policy

### Principle 10 - Communications with Shareholders and Other Stakeholders

Atlantic Lithium regularly engages with its existing shareholders and potential new investors through attendance at resource conventions and similar industry functions. Furthermore, the Company frequently undertakes non-deal roadshows to engage with institutional shareholders, brokers, analysts and potential investors. Feedback garnered from these processes is discussed at Executive and Board level to ensure investor expectations are consistently understood. The Company also engages in investor events and webinars, providing the opportunity to engage with and answer the questions of private investors.

The Company publishes numerous internal and external contact points at the end of each of its market releases to facilitate contact from the retail market. Conference and investor presentations, including videos where applicable, are made available on the Company's website and via its newsletter service. The Company operates a Twitter and LinkedIn account and has a free newsletter subscription page available to all interested parties on its website.

The Company's website contains information available to all shareholders, potential investors and interested stakeholders, including Key Security holder Information, the Company's Constitutional documents, a range of its Corporate Policies and Meeting Materials for the Company's last five Annual General Meetings. The results of each shareholder meeting are released to the market following the conduct of the meeting, and include in tabular form, all of the proxy votes received in relation to each resolution put to the meeting.

### Committee Reports

#### AUDIT COMMITTEE

During the 2024 financial year, the Audit Committee undertook the following activities:

- met with the Company's external audit firm BDO Audit Pty Ltd to discuss the review of the Company's 31 December 2023 half-year financial report and the audit of the Company's 30 June 2024 Financial Statements and the issues arising therefrom;
- reviewed the Balance Sheet carrying value of the Company's exploration and evaluation assets;
- reviewed the Company's accounting policies and treatment of capitalised costs and share-based payments;
- reviewed related party transactions and disclosures;
- reviewed the Review of Operations, Remuneration Report and Significant Events After Reporting Date as disclosed in the Company's Annual Report and Half-yearly Financial Report;
- reviewed all other disclosures within the Company's Annual Report and Half-yearly Report.

The audit committee members are currently Kieran Daly (Chairman), Neil Herbert and Jonathan Henry. Patrick Brindle was a member of the Audit Committee until he resigned as a Director in January 2024.

#### REMUNERATION & NOMINATIONS COMMITTEE

During the last 12 months, the Remuneration Committee met to review Executive Management performance, remuneration arrangements, and to consider the realignment of the executive and managerial incentive scheme. The committee currently consists of Edward Koranteng (Chairman), Jonathan Henry and Kieran Daly. Patrick Brindle was Chairman of the Remuneration & Nominations Committee until he resigned as a Director in January 2024.

# INTEREST IN TENEMENTS

As at the date of this report, the Group has an interest in the following tenements.

## GRANTED TENEMENTS

Tenement Number	Tenement Name	Principal Holder	Grant Date / Application Date	Expiry Date	Term
<b>Ghana</b>					
PL3/67	Apam East	Obotan (JV MODA Minerals Limited)	06.11.23	05.11.26	3 years
PL3/92	Apam West	Obotan (JV MODA Minerals Limited)	06.11.23	05.11.26	3 years
RL 3/55	Mankessim	Barari DV Ghana Limited (90% Atlantic)	27.07.21	26.07.24*	3 years
PL3/102	Saltpond	Joy Transporters Ltd (100% Atlantic)	06.11.23	05.11.26	3 years
PL3/109	Mankessim South	Green Metals Resources Ltd (100% Atlantic)	06.11.23	05.11.26	3 years
PL3/106	Cape Coast	Joy Transporters Ltd (100% Atlantic)	15.11.21	14.11.24	3 years
RML-N-3/181	Senya Braku	Green Metals Resources Ltd (100% Atlantic)	09.11.23	08.11.26	3 years
PL-1-3/15	Bewadze	Green Metals Resources Ltd (100% Atlantic)	09.11.23	08.11.26	3 years
ML-3/239	Mankessim Mining Lease	Barari DV Ghana Limited (90% Atlantic)	20.10.23	19.10.38	15 years
	Ekruaadze PL	Green Metals Resources Ltd (100% Atlantic)	03.10.23	Application	N/A
	Asebu (Winneba North)	Green Metals Resources Ltd (100% Atlantic)	28.06.21	Application	N/A
	Mankwadze (Winneba South)	Green Metals Resources Ltd (100% Atlantic)	28.06.21	Application	N/A
	Mankwadzi	Obotan Minerals Company Ltd (JV MODA Minerals Ltd)	15.03.18	Application	N/A
	Onyadze	Green Metals Resources Ltd (100% Atlantic)	23.08.21	Application	N/A
<b>Ivory Coast</b>					
PR695	Rubino	Khaleesi Resources SARL (100% Atlantic)	22.05.24	21.05.28	4 years
PR694	Agboville	Khaleesi Resources SARL (100% Atlantic)	08.05.24	07.05.28	4 years

\* A renewal application has been submitted to the relevant Government mining department and the Group has no reason to believe the renewal will not be granted.



CONTENTS

COMPANY OVERVIEW  
&  
FY2024 HIGHLIGHTS

MESSAGES FROM  
MANAGEMENT

DIRECTORS'  
REPORT

CORPORATE  
GOVERNANCE  
SUMMARY 2024

INTEREST IN  
TENEMENTS

AUDITORS'  
INDEPENDENCE  
DECLARATION

FINANCIAL  
STATEMENTS

CONSOLIDATED  
ENTITY DISCLOSURE  
STATEMENT

DIRECTORS'  
DECLARATION

INDEPENDENT  
AUDITORS'  
REPORT

SHAREHOLDER  
INFORMATION

# AUDITOR'S INDEPENDENCE DECLARATION



Tel: +61 2 9251 4100  
Fax: +61 2 9240 9821  
www.bdo.com.au

Level 11, 1 Margaret Street  
Sydney NSW 2000  
Australia

## DECLARATION OF INDEPENDENCE BY GARETH FEW TO THE DIRECTORS OF ATLANTIC LITHIUM LIMITED

As lead auditor of Atlantic Lithium Limited for the year ended 30 June 2024, I declare that, to the best of my knowledge and belief, there have been:

1. No contraventions of the auditor independence requirements of the *Corporations Act 2001* in relation to the audit; and
2. No contraventions of any applicable code of professional conduct in relation to the audit.

This declaration is in respect of Atlantic Lithium Limited and the entities it controlled during the period.

A handwritten signature in dark ink, appearing to read 'Gareth Few', is written in a cursive style.

**Gareth Few**

**Director**

**BDO Audit Pty Ltd**

Sydney

18 September 2024

BDO Audit Pty Ltd ABN 33 134 022 870 is a member of a national association of independent entities which are all members of BDO Australia Ltd ABN 77 050 110 275, an Australian company limited by guarantee. BDO Audit Pty Ltd and BDO Australia Ltd are members of BDO International Ltd, a UK company limited by guarantee, and form part of the international BDO network of independent member firms. Liability limited by a scheme approved under Professional Standards Legislation.





CONTENTS

- COMPANY OVERVIEW & FY2024 HIGHLIGHTS
- MESSAGES FROM MANAGEMENT
- DIRECTORS' REPORT
- CORPORATE GOVERNANCE SUMMARY 2024
- INTEREST IN TENEMENTS
- AUDITORS' INDEPENDENCE DECLARATION
- FINANCIAL STATEMENTS
- CONSOLIDATED ENTITY DISCLOSURE STATEMENT
- DIRECTORS' DECLARATION
- INDEPENDENT AUDITOR'S REPORT
- SHAREHOLDER INFORMATION

## FINANCIAL STATEMENTS

CONSOLIDATED STATEMENT OF PROFIT OR LOSS AND OTHER COMPREHENSIVE INCOME	<b>69</b>
CONSOLIDATED STATEMENT OF FINANCIAL POSITION	<b>70</b>
CONSOLIDATED STATEMENT OF CHANGES IN EQUITY	<b>71</b>
CONSOLIDATED STATEMENT OF CASH FLOWS	<b>72</b>
NOTES TO THE CONSOLIDATED FINANCIAL STATEMENTS	<b>73</b>

# CONSOLIDATED STATEMENT OF PROFIT OR LOSS AND OTHER COMPREHENSIVE INCOME

FOR THE YEAR ENDED 30 JUNE 2024

	Notes	2024 \$	2023 \$
<b>INCOME</b>			
Fair value gain on financial liabilities measured at fair value	4.3	413,780	-
Other income		304,084	-
<b>EXPENSES</b>			
Administration expenses		(897,099)	(727,412)
Broker and investor relations		(245,025)	(422,264)
Consulting		(1,339,502)	(224,021)
Depreciation	3.3	(61,486)	(26,201)
Employee benefits expenses	5.1	(2,767,230)	(4,258,212)
Exploration costs written off	3.4	(18,619)	(39,533)
Interest expense		(3,221)	(2)
Legal expenses		(787,899)	(437,208)
Loss on transfer of proceeds from financial assets	3.2	(329,433)	-
Marketing and conferences		(815,815)	(825,440)
Regulatory and compliance		(428,724)	(291,345)
Share based payments	5.1	(4,521,489)	(3,544,028)
Travel		(974,347)	(698,436)
Unrealised foreign exchange gains (losses)		75,958	(30,172)
<b>Loss before income tax</b>		<b>(12,396,067)</b>	<b>(11,524,274)</b>
Income tax expense	2.3	(249,040)	(663,343)
<b>Loss for the year</b>		<b>(12,645,107)</b>	<b>(12,187,617)</b>
<b>OTHER COMPREHENSIVE INCOME</b>			
<i>Items that may be reclassified to profit or loss</i>			
Exchange differences on translation of foreign operations		(620,904)	1,132,716
<i>Items that will not be reclassified to profit or loss</i>			
Change in fair value of financial assets		(227,573)	(467,512)
Income tax relating to change in fair value of financial assets	2.3	83,713	140,249
<b>Total comprehensive loss for the year attributable to the owners of Atlantic Lithium Limited</b>		<b>(13,409,871)</b>	<b>(11,382,164)</b>
		<b>Cents / share</b>	<b>Cents / share</b>
<b>LOSS PER SHARE</b>			
Basic loss per share	2.1	(2.0)	(2.0)
Diluted loss per share	2.1	(2.0)	(2.0)

The above consolidated statement of profit or loss and other comprehensive income should be read in conjunction with the accompanying notes.

# CONSOLIDATED STATEMENT OF FINANCIAL POSITION

AS AT 30 JUNE 2024



	Notes	2024 \$	2023 \$
<b>CURRENT ASSETS</b>			
Cash and cash equivalents		12,678,934	15,345,917
Other receivables	3.1	2,514,276	1,600,965
Other current assets		594,479	492,402
<b>Total current assets</b>		<b>15,787,689</b>	<b>17,439,284</b>
<b>NON-CURRENT ASSETS</b>			
Other financial assets	3.2	352,849	763,508
Property, plant and equipment	3.3	1,025,921	534,036
Exploration and evaluation assets	3.4	23,410,749	18,034,331
Right of use asset		609,012	-
<b>Total non-current assets</b>		<b>25,398,531</b>	<b>19,331,875</b>
<b>Total assets</b>		<b>41,186,220</b>	<b>36,771,159</b>
<b>CURRENT LIABILITIES</b>			
Trade and other payables	3.5	4,012,311	6,180,951
Provision for annual leave	3.6	403,515	310,985
<b>Total current liabilities</b>		<b>4,415,826</b>	<b>6,491,936</b>
<b>NON-CURRENT LIABILITIES</b>			
Provision for long service leave	3.6	24,694	61,855
Lease liability		611,353	-
Financial liability at fair value	4.3	683,218	-
<b>Total non-current liabilities</b>		<b>1,319,265</b>	<b>61,855</b>
<b>Total liabilities</b>		<b>5,735,091</b>	<b>6,553,791</b>
<b>Net assets</b>		<b>35,451,129</b>	<b>30,217,368</b>
<b>EQUITY</b>			
Issued capital	4.1	143,995,164	129,873,021
Reserves		(1,629,105)	(5,385,830)
Accumulated losses		(106,914,930)	(94,269,823)
<b>Total equity attributable to owners of Atlantic Lithium Limited</b>		<b>35,451,129</b>	<b>30,217,368</b>

The above consolidated statement of financial position should be read in conjunction with the accompanying notes.

CONTENTS

COMPANY OVERVIEW  
&  
FY2024 HIGHLIGHTS

MESSAGES FROM  
MANAGEMENT

DIRECTORS'  
REPORT

CORPORATE  
GOVERNANCE  
SUMMARY 2024

INTEREST IN  
TENEMENTS

AUDITOR'S  
INDEPENDENCE  
DECLARATION

FINANCIAL  
STATEMENTS

CONSOLIDATED  
ENTITY DISCLOSURE  
STATEMENT

DIRECTORS'  
DECLARATION

INDEPENDENT  
AUDITOR'S  
REPORT

SHAREHOLDER  
INFORMATION

# CONSOLIDATED STATEMENT OF CHANGES IN EQUITY

FOR THE YEAR ENDED 30 JUNE 2024

	Issued Capital \$	Accumulated Losses \$	Share based payments reserve \$	Foreign currency translation reserve \$	Financial assets revaluation reserve \$	Demerger Reserve \$	Total Equity \$
Balance at 1 July 2023	129,873,021	(94,269,823)	29,289,734	(5,935,944)	182,322	(28,921,942)	30,217,368
Loss for the year	-	(12,645,107)	-	-	-	-	(12,645,107)
Other comprehensive loss	-	-	-	(620,904)	(143,860)	-	(764,764)
Total comprehensive loss for the year	-	(12,645,107)	-	(620,904)	(143,860)	-	(13,409,871)
<b>TRANSACTIONS WITH OWNERS AS OWNERS</b>							
Shares issued during the year	14,507,913	-	-	-	-	-	14,507,913
Share issue costs	(385,770)	-	-	-	-	-	(385,770)
Share based payments	-	-	4,521,489	-	-	-	4,521,489
<b>Balance at 30 June 2024</b>	<b>143,995,164</b>	<b>(106,914,930)</b>	<b>33,811,223</b>	<b>(6,556,848)</b>	<b>38,462</b>	<b>(28,921,942)</b>	<b>35,451,129</b>
Balance at 1 July 2022	126,468,060	(82,082,206)	25,745,706	(7,068,660)	509,585	(28,794,153)	34,778,332
Loss for the year	-	(12,187,617)	-	-	-	-	(12,187,617)
Other comprehensive loss	-	-	-	1,132,716	(327,263)	-	805,453
Total comprehensive loss for the year	-	(12,187,617)	-	1,132,716	(327,263)	-	(11,382,164)
<b>TRANSACTIONS WITH OWNERS AS OWNERS</b>							
Shares issued during the year	4,625,514	-	-	-	-	-	4,625,514
Share issue costs	(1,220,553)	-	-	-	-	-	(1,220,553)
Reduction in demerger reserve	-	-	-	-	-	(127,789)	(127,789)
Share based payments	-	-	3,544,028	-	-	-	3,544,028
<b>Balance at 30 June 2023</b>	<b>129,873,021</b>	<b>(94,269,823)</b>	<b>29,289,734</b>	<b>(5,935,944)</b>	<b>182,322</b>	<b>(28,921,942)</b>	<b>30,217,368</b>

The above consolidated statement of changes in equity should be read in conjunction with the accompanying notes.

# CONSOLIDATED STATEMENT OF CASH FLOWS

AS AT 30 JUNE 2024



	Notes	2024 \$	2023 \$
<b>CASH FLOWS FROM OPERATING ACTIVITIES</b>			
Payments to suppliers and employees (including GST)		(9,247,319)	(6,964,927)
Interest paid		(3,221)	(2)
Other income		108,786	-
<b>Net cash flows from operating activities</b>	4.4	<b>(9,141,754)</b>	<b>(6,964,929)</b>
<b>CASH FLOWS FROM INVESTING ACTIVITIES</b>			
Refunds from security deposits		2,500	-
Investment in term deposits		(153,846)	-
Purchase of property, plant and equipment		(721,691)	(380,395)
Piedmont contributions from farm-in arrangement		16,898,657	15,630,319
Payments for exploration and evaluation assets		(24,415,197)	(19,720,013)
<b>Net cash flows from investing activities</b>		<b>(8,389,577)</b>	<b>(4,470,089)</b>
<b>CASH FLOWS FROM FINANCING ACTIVITIES</b>			
Proceeds from the issue of shares		15,604,911	4,625,514
Transactions costs on the issue of shares		(551,099)	(1,743,648)
<b>Net cash flows from financing activities</b>		<b>15,053,812</b>	<b>2,881,866</b>
Net decrease in cash and cash equivalents		(2,477,519)	(8,553,152)
Cash and cash equivalents at the beginning of the year		15,345,917	23,881,650
Net foreign exchange impact		(189,464)	17,419
<b>Cash and cash equivalents at the end of the year</b>		<b>12,678,934</b>	<b>15,345,917</b>

The above consolidated statement of cash flows should be read in conjunction with the accompanying notes.

CONTENTS

COMPANY OVERVIEW  
&  
FY2024 HIGHLIGHTS

MESSAGES FROM  
MANAGEMENT

DIRECTORS'  
REPORT

CORPORATE  
GOVERNANCE  
SUMMARY 2024

INTEREST IN  
TENEMENTS

AUDITOR'S  
INDEPENDENCE  
DECLARATION

FINANCIAL  
STATEMENTS

CONSOLIDATED  
ENTITY DISCLOSURE  
STATEMENT

DIRECTORS'  
DECLARATION

INDEPENDENT  
AUDITOR'S  
REPORT

SHAREHOLDER  
INFORMATION

# NOTES TO THE FINANCIAL STATEMENTS

FOR THE YEAR ENDED 30 JUNE 2024

## 1. ABOUT THIS REPORT

### Overview

Atlantic Lithium Limited (the Company) is a for-profit company incorporated and domiciled in Australia.

These financial statements represent the consolidated financial statements of the Company and its subsidiaries (together referred to as the Group) for the year ended 30 June 2024.

The financial report was authorised for issue by the Board of Directors on 18 September 2024.

### STATEMENT OF COMPLIANCE

The financial report is a general purpose financial report which has been prepared in accordance with Australian Accounting Standards, including Australian Accounting interpretations, other authoritative pronouncements of the Australian Accounting Standards Board (AASB) and the *Corporations Act 2001*.

The financial report also complies with International Financial Reporting Standards (IFRS) as issued by the International Accounting Standards Board.

### 1.1 Basis of Preparation

The financial report has been prepared on the basis of historical cost, except for certain financial instruments which are measured at fair value as at the reporting date. Cost is based on the fair values of the consideration given in exchange for assets. All amounts are presented in Australian dollars unless otherwise noted.

Certain comparatives have been restated to ensure consistency with current year presentation.

### 1.2 Going Concern

The financial statements have been prepared on a going concern basis which contemplates the continuity of normal business activities and the realisation of assets and discharge of liabilities in the ordinary course of business. The Group has not generated revenues from operations. For the year ended 30 June 2024, the Group generated a loss of \$12,645,107 and incurred operating cash outflows of \$9,141,754. As at 30 June 2024, the Group had cash and cash equivalents of \$12,678,934 and net assets of \$35,451,129. The Directors note the following with regards to the ability of the Group to continue as a going concern:

- Atlantic Lithium has been funded under a co-development agreement whereby Piedmont Lithium Inc solely funds US\$17.0m towards studies and exploration (fully utilised as at the date of this report) and US\$70.0m towards mine capex for the Ewoyaa Lithium Project (the "Project"). Any additional expenditure for the development of the Project will be shared equally between the Company and Piedmont.
- Atlantic Lithium has agreed non-binding Heads of Terms with the Minerals Income Investment Fund of Ghana ("MIIF") to invest a total of US\$32.9 million in the Company and the Ghana subsidiaries. The proposed investment will support the development of the Project and the broader Cape Coast Lithium Portfolio in Ghana. In January 2024, MIIF subscribed for 19,245,574 shares and 9,622,787 options with an exercise price of US\$0.3637 in Atlantic Lithium for a total consideration of US\$5 million. Under the terms of the non-binding agreement, MIIF also intend to invest an initial US\$27.9 million to acquire a 6% contributing interest in the Company's Ghana Portfolio and will make ongoing contributions through monthly cash calls as the Project develops.
- The Directors expect that while current funds and funding would be sufficient to meet a minimum program of exploration and part of the capex to develop the Project, additional funds would be required. The Group has previously raised funds through share placements and capital raisings from new and existing shareholders.
- The Directors have the ability to schedule activities and hence expenditure in accordance with the availability of funds and cash forecasts.

The events and conditions noted above indicate the existence of a material uncertainty that may cast significant doubt about the Group's ability to continue as a going concern and therefore the Group may be unable to realise its assets and discharge its liabilities in the normal course of business. The Directors are confident that they will be able to secure additional funds from other sources and accordingly the going concern basis of preparation for the financial report is appropriate. The Directors are confident that a binding agreement will be reached with MIIF and, based on their previous experience and success in raising capital, additional funds can be obtained to complete the Project if required.

The financial report does not include any adjustments relating to the amounts or classification of recorded assets or liabilities that might be necessary if the Group does not continue as a going concern.



### 1.3 Material Accounting Policies

Accounting policies have been consistently applied for all years presented in the financial report. Accounting policies are selected and applied in a manner which ensures that the resulting financial information satisfies the concepts of relevance and reliability, thereby ensuring that the substance of the underlying transactions or other events is reported.

Where a material accounting policy is specific to a note to the consolidated financial statements, the policy is described within that note.

#### NEW ACCOUNTING STANDARDS AND INTERPRETATIONS

The Group has adopted all new or amended Accounting Standards and Interpretations issued by the AASB that are mandatory for the current reporting period. The adoption of these new or amended standards and interpretations did not have a significant impact on the Group's consolidated financial statements.

Any new or amended Accounting Standards or Interpretations that are not yet mandatory have not been early adopted, however the estimated impact on adoption is not expected to have a significant impact on the Group's consolidated financial statements.

#### BASIS OF CONSOLIDATION

The consolidated financial statements comprise the financial statements of the Company and entities controlled by the Group. The Group controls an entity when it is exposed to, or has rights to, variable returns from its involvement with the entity and can affect those returns through its power to direct the activities of the entity. The financial statements include the information and results of each subsidiary from the date on which the Company obtains control and until such time as the Company ceases to control an entity.

In preparing the consolidated financial statements, all intercompany balances, transactions, and unrealised gains and losses resulting from intra-group transactions have been eliminated in full.

A change in the ownership interest of a subsidiary that does not result in a loss of control, is accounted for as an equity transaction.

Investments in subsidiaries are carried at their cost of acquisition in the separate financial statements of the Company.

#### FOREIGN CURRENCY

Items included in the financial statements of each of the Group's entities are measured using the currency of the primary economic environment in which the entity operates (the functional currency). The consolidated financial statements are presented in Australian dollars which is also the functional currency of the Company. The functional currency of all overseas entities is United States dollars (US dollars).

##### i. Foreign currency transactions

Transactions in foreign currencies are translated into the respective functional currencies of Group companies at the exchange rate at the dates of the transactions.

Monetary assets and liabilities denominated in foreign currencies are translated into the functional currency at the exchange rate at the reporting date. Non-monetary items that are measured based on historical cost in a foreign currency are translated at the exchange rate at the date of the transaction. Foreign currency differences are recognised in profit or loss.

##### ii. Foreign operations

On consolidation, the assets and liabilities of foreign operations are translated into Australian dollars at the exchange rate at the reporting date and their income and expenses are translated to Australian dollars at the exchange rate at the dates of the transactions.

Foreign exchange differences resulting from translation are initially recognised in other comprehensive income and are accumulated in the foreign currency translation reserve. When a foreign operation is disposed of any accumulated amount in the reserve is transferred to profit or loss.

# NOTES TO THE FINANCIAL STATEMENTS

FOR THE YEAR ENDED 30 JUNE 2024

## 1.3 Material Accounting Policies (continued)

### GOODS AND SERVICES TAX (GST)

Revenues, expenses and assets are recognised net of GST, except where GST incurred on a purchase of goods and services is not recoverable from the taxation authority, in which case the GST is recognised as part of the cost of acquisition of the asset or as part of the expense item.

Receivables and payables are stated with the amount of GST included. The net amount of GST recoverable from, or payable to, the taxation authority is included as part of receivables or payables in the Consolidated Statement of Financial Position.

Cash flows are included in the Consolidated Statement of Cash Flows on a gross basis and the GST component of cash flows arising from investing and financing activities, which is recoverable from, or payable to, the taxation authority, are classified as operating cash flows.

Commitments and contingencies are disclosed net of the amount of GST recoverable from, or payable to, the taxation authority.

## 1.4 Critical Accounting Estimates and Judgements

The application of the Group's accounting policies requires management to make judgements, estimates and assumptions that affect the amounts reported in this financial report, and the accompanying disclosures. The estimates, judgements and assumptions incorporated into this financial report are based on historical experience, adjusted for current market conditions and economic data, obtained both internally and externally and are reviewed on a regular basis. Actual results may differ from these estimates.

Further details on other key judgements and sources of estimation uncertainty can be found in the following notes:

- Note 1.2 – Going concern
- Note 3.4 – Exploration and evaluation assets
- Note 5.2 – Determining the fair value of share-based payments

## 2. GROUP PERFORMANCE

### 2.1 Loss Per Share

#### BASIC AND DILUTED LOSS PER SHARE

	2024 \$	2023 \$
<b>Loss</b>		
Loss attributable to the owners of Atlantic Lithium Limited, used in the calculation of basic and diluted loss per share	(12,645,107)	(12,187,617)
	2024 Number of Shares	2023 Number of Shares
<b>Weighted average number of shares</b>		
Weighted average number of ordinary shares outstanding during the year, used in the calculation of basic and diluted loss per share	623,586,943	601,215,012
	2024 Cents per share	2023 Cents per share
<b>Basic and diluted loss per share</b>	(2.0)	(2.0)

The options (including in-substance options) and performance rights are considered to be non-dilutive as the Group is loss making and are therefore excluded from the weighted average number of shares used in the calculation of diluted loss per share. These options and performance rights may become dilutive in the future periods. Refer to Note 4.1 for details of the options and performance rights on issue as at year end.





## 2.2 Operating Segments

The Group has identified its operating segment based on the internal reports that are reviewed and used by the Board of Directors (the chief operating decision makers) in assessing performance and determining the allocation of resources. The Group has one operating segment, being exploration for base and precious metals. The financial results contained in this consolidated financial report are consistent with the basis on which the chief operating decision makers assess the performance of the sole operating segment.

### GEOGRAPHIC INFORMATION

The table below provides information on the geographic locations of non-current assets. Assets are allocated based on the location of the operation to which they relate.

	2024 \$	2023 \$
Australia	995,642	54,452
Ivory Coast	90,321	73,747
Ghana	23,959,719	18,440,168
	<b>25,045,682</b>	<b>18,568,367</b>

## 2.3 Income Tax

	2024 \$	2023 \$
<b>Income tax recognised outside of profit or loss</b>		
Deferred tax credited directly to equity	(165,327)	(523,094)
Deferred tax credited to financial assets revaluation reserve	(83,713)	(140,249)
	<b>(249,040)</b>	<b>(663,343)</b>
<b>Reconciliation between loss before income tax and income tax expense</b>		
Loss before income tax	(12,396,067)	(11,524,274)
Prima facie tax on loss before income tax at 30% (2023: 30%)	(3,718,820)	(3,457,282)
Tax effect of:		
Share based payments	1,356,447	1,063,208
Tax losses derecognised	3,805,403	2,206,064
Temporary differences derecognised	(1,077,882)	849,837
Other	(116,108)	1,516
<b>Income tax expense</b>	<b>249,040</b>	<b>663,343</b>

# NOTES TO THE FINANCIAL STATEMENTS

FOR THE YEAR ENDED 30 JUNE 2024

## 2.3 Income Tax (continued)

### MOVEMENT IN DEFERRED TAX BALANCES

	Opening Balance \$	Recognised in Profit or Loss \$	Recognised in Equity \$	Recognised in Other Comprehensive Income \$	Closing Balance \$
<b>Year ended 30 June 2024</b>					
Accruals	630,319	(220,845)	-	-	409,474
Provisions	116,669	20,433	-	-	137,102
Share issue costs	903,413	(195,517)	165,327	-	873,223
Other financial assets	-	-	-	62,238	62,238
Lease liability	-	183,406	-	-	183,406
Less: Deferred tax asset derecognised	(1,358,770)	1,077,882	-	-	(280,888)
<b>Total deferred tax assets recognised</b>	<b>291,631</b>	<b>865,359</b>	<b>165,327</b>	<b>62,238</b>	<b>1,384,555</b>
Other financial assets	(21,475)	-	-	21,475	-
Unrealised foreign exchange gains	(266,609)	(18,976)	-	-	(285,585)
Exploration & evaluation assets	-	(912,719)	-	-	(912,719)
Right of use asset	-	(182,704)	-	-	(182,704)
Other	(3,547)	-	-	-	(3,547)
<b>Total deferred tax liabilities</b>	<b>(291,631)</b>	<b>(1,114,399)</b>	<b>-</b>	<b>21,475</b>	<b>(1,384,555)</b>
<b>Net deferred tax asset/(liability) recognised</b>	<b>-</b>	<b>(249,040)</b>	<b>165,327</b>	<b>83,713</b>	<b>-</b>
<b>Year ended 30 June 2023</b>					
Accruals	111,780	518,539	-	-	630,319
Provisions	76,230	40,439	-	-	116,669
Share issue costs	676,666	(296,347)	523,094	-	903,413
Less: Deferred tax asset derecognised	(508,933)	(849,837)	-	-	(1,358,770)
<b>Total deferred tax assets recognised</b>	<b>355,743</b>	<b>(587,206)</b>	<b>523,094</b>	<b>-</b>	<b>291,631</b>
Other financial assets	(161,724)	-	-	140,249	(21,475)
Unrealised foreign exchange gains	(190,472)	(76,137)	-	-	(266,609)
Other	(3,547)	-	-	-	(3,547)
<b>Total deferred tax liabilities</b>	<b>(355,743)</b>	<b>(76,137)</b>	<b>-</b>	<b>140,249</b>	<b>(291,631)</b>
<b>Net deferred tax asset/(liability) recognised</b>	<b>-</b>	<b>(663,343)</b>	<b>523,094</b>	<b>140,249</b>	<b>-</b>



	2024 \$	2023 \$
<b>Unrecognised deferred tax assets (@30%)</b>		
Unrecognised temporary differences	280,888	1,358,770
<b>Unrecognised tax losses</b>		
Unused tax losses carried forward	70,804,696	58,122,083
Unused capital losses carried forward	12,353,140	12,402,110

In order to recoup carried forward losses in future periods, either the Continuity of Ownership Test (COT) or Same Business Test must be passed. The majority of losses are carried forward at 30 June 2024 under COT.

Deferred tax assets which have not been recognised as an asset, will only be obtained if:

- the Company derives future assessable income of a nature and of an amount sufficient to enable the losses to be realised;
- the Company continues to comply with the conditions for deductibility imposed by the law; and
- no changes in tax legislation adversely affect the Company in realising the losses.

### MEASUREMENT AND RECOGNITION

The income tax expense for the period is the tax payable/recoverable on the current period's taxable income/loss for each jurisdiction, adjusted for changes in deferred tax assets and liabilities and unused tax losses.

Current and deferred tax is recognised as an expense or income in the consolidated statement of profit or loss, except where it relates to items credited or debited directly to equity, in which case the deferred tax is also recognised directly in equity.

Deferred tax is accounted for in respect of temporary differences between the tax base of assets and liabilities and their carrying amount in the financial statements.

Deferred tax liabilities are recognised for all taxable temporary differences. Deferred tax assets are recognised for all deductible temporary differences, unused income tax and capital losses and tax offsets, to the extent that it is probable that sufficient taxable profits will be available to utilise them. Deferred tax assets and liabilities are measured at the tax rates that are expected to apply in the year when the asset is utilised or the liability is settled, based on tax rates and tax laws that have been enacted or substantively enacted at the reporting date.

Deferred tax assets and liabilities are not recognised for temporary differences relating to investments in subsidiaries to the extent that the Group is able to control the timing of the reversal of the temporary differences and it is probable that they will not reverse in the foreseeable future.

Deferred tax assets and liabilities are offset when they relate to income taxes levied by the same taxation authority and the Group intends to settle its current tax assets and liabilities on a net basis.

## 3. ASSETS AND LIABILITIES

### 3.1 Other Receivables

	2024 \$	2023 \$
Piedmont farm in contributions receivable (refer note 3.4)	2,073,600	1,141,881
Other receivables	440,676	459,084
	<b>2,514,276</b>	<b>1,600,965</b>

Other receivables are recognised initially at fair value and are subsequently measured at amortised cost using the effective interest method, less a loss allowance. Receivables are non-interest bearing and are generally on 30-60 day terms.

No allowance for credit loss has been recognised in either the current or previous year as all amounts are expected to be recovered in full.

Due to the short-term nature of these receivables, their carrying value approximates their fair value. The maximum exposure to credit risk is the carrying value of the receivables. Collateral is not held as security.

# NOTES TO THE FINANCIAL STATEMENTS

FOR THE YEAR ENDED 30 JUNE 2024

## 3.2 Other Financial Assets

	2024 \$	2023 \$
Security deposits	1,000	6,000
Term Deposit	153,846	-
Investment in shares at fair value through other comprehensive income		
Australasian Metals Limited	198,000	632,500
Auburn Resources Limited	-	125,000
Other	3	8
	<b>352,849</b>	<b>763,508</b>

Australasian Metals Limited is listed on the Australian Stock Exchange. Auburn Resources Limited is an unlisted public company incorporated in Australia. The investment in Auburn Resources has been fully impaired in the current year.

No dividends have been received.

During the period, the Group disposed of 2,750,000 shares in Australasian Metals Limited for a total consideration of \$329,433 (net of selling costs). As previously disclosed, the proceeds from the disposal of 50% of the 5,500,000 shares held as at 30 June 2023 was payable to Ricca Resources Limited ("Ricca"). The disposal of these shares during the current period was done at the request of Ricca and accordingly all proceeds received, net of selling costs, were transferred to Ricca and a loss on disposal was recognised by the Group. As at 30 June 2024, Ricca has received net proceeds from the sale of 50% of the shares originally held by the Company in Australasian Metals and accordingly no further amounts are due to Ricca on the sale of any of the remaining shares held.

### MEASUREMENT AND RECOGNITION

The investment in shares are investments in equity instruments which are not held for trading. In accordance with AASB 9 *Financial Instruments* the Group made an irrevocable election on initial recognition to designate these equity instruments at fair value through other comprehensive income. Any changes in fair value since original recognition are recognised in other comprehensive income and are never reclassified to profit or loss.



### 3.3 Property, Plant and Equipment

Year ended 30 June 2024	Motor Vehicle	Plant & Equipment	Office Equipment and Furniture	Leasehold Improvements	Software	Total
	\$	\$	\$	\$	\$	\$
<b>Balance as at 1 July 2023</b>	<b>479,585</b>	<b>2,462</b>	<b>51,989</b>	<b>-</b>	<b>-</b>	<b>534,036</b>
Effect of movements in foreign exchange rates	(1,505)	(2,567)	(1,375)	-	-	(5,447)
Additions	96,550	117,719	262,539	219,074	31,962	727,844
Disposals	-	(846)	(328)	-	-	(1,174)
Depreciation capitalised to exploration and evaluation assets	(144,144)	(7,421)	(16,287)	-	-	(167,852)
Depreciation expense	-	(1,616)	(48,018)	(3,919)	(7,933)	(61,486)
<b>Balance as at 30 June 2024</b>	<b>430,486</b>	<b>107,731</b>	<b>248,520</b>	<b>215,155</b>	<b>24,029</b>	<b>1,025,921</b>
Cost	796,220	147,862	337,039	219,074	31,962	1,532,157
Accumulated depreciation	(365,734)	(40,131)	(88,519)	(3,919)	(7,933)	(506,236)
<b>Balance as at 30 June 2024</b>	<b>430,486</b>	<b>107,731</b>	<b>248,520</b>	<b>215,155</b>	<b>24,029</b>	<b>1,025,921</b>
<b>Year ended 30 June 2023</b>						
<b>Balance as at 1 July 2022</b>	<b>182,773</b>	<b>5,683</b>	<b>20,681</b>	<b>-</b>	<b>-</b>	<b>209,137</b>
Effect of movements in foreign exchange rates	(9,620)	-	-	-	-	(9,620)
Additions	389,484	-	54,288	-	-	443,772
Depreciation capitalised to exploration and evaluation assets	(83,052)	-	-	-	-	(83,052)
Depreciation expense	-	(3,221)	(22,980)	-	-	(26,201)
<b>Balance as at 30 June 2023</b>	<b>479,585</b>	<b>2,462</b>	<b>51,989</b>	<b>-</b>	<b>-</b>	<b>534,036</b>
Cost	704,309	75,555	95,968	-	-	875,832
Accumulated depreciation	(224,724)	(73,093)	(43,979)	-	-	(341,796)
<b>Balance as at 30 June 2023</b>	<b>479,585</b>	<b>2,462</b>	<b>51,989</b>	<b>-</b>	<b>-</b>	<b>534,036</b>

#### MEASUREMENT AND RECOGNITION

Property, plant and equipment is measured at cost less accumulated depreciation and impairment losses.

The cost of property, plant and equipment constructed by the Group includes the cost of materials, direct labour, borrowing costs and an appropriate portion of fixed and variable costs. Subsequent costs are included in the asset's carrying amount or are recognised as a separate asset, as appropriate, only when it is probable that future economic benefits associated with the item will flow to the Group and the cost of the item can be measured reliably. All other repairs and maintenance costs are recognised in the profit or loss as incurred.

Depreciation commences once an asset is available for use and is calculated on a straight-line basis so as to write off the net cost of each asset to its estimated residual value over its expected useful life. The useful lives are as follows:

Motor vehicles	5 years
Plant & equipment	3.3-10 years
Office equipment	3 years
Software	3 years
Leasehold improvements	Lease period

# NOTES TO THE FINANCIAL STATEMENTS

FOR THE YEAR ENDED 30 JUNE 2024

## 3.3 Property, Plant and Equipment (continued)

### IMPAIRMENT OF NON-FINANCIAL ASSETS

At each reporting date, the Group reviews the carrying value of its assets to determine whether there is any indication that those assets may be impaired. If such an indication exists, the recoverable amount of the asset, being the higher of the asset's fair value less costs of disposal and value in use, is compared to the asset's carrying value. Any excess of the asset's carrying value over its recoverable amount is expensed to the profit or loss.

When it is not possible to estimate the recoverable amount of an individual asset, the Group estimates the recoverable amount of the cash-generating unit to which the asset belongs.

## 3.4 Exploration and Evaluation Assets

	2024 \$	2023 \$
Exploration and evaluation assets	23,410,749	18,034,331
<b>MOVEMENTS IN CARRYING AMOUNTS</b>		
Balance as at 1 July	18,034,331	11,050,354
Effect of movement in foreign exchange rates	(124,160)	995,967
Additions	22,689,114	20,844,027
Piedmont receipts from farm-in arrangements (refer below)	(17,169,917)	(14,816,484)
Written-off during the year	(18,619)	(39,533)
<b>Balance as at 30 June</b>	<b>23,410,749</b>	<b>18,034,331</b>

The recoverability of the carrying amount of exploration and evaluation assets is dependent on the successful development and commercial exploitation of the relevant area of interest or alternatively on the sale of that area of interest.

### PIEDMONT FUNDING AGREEMENT

On 31 August 2021, the Company entered into a binding agreement with Piedmont to provide US\$103 million of funding for the Ewoyaa Lithium Project as it moves towards production.

Piedmont is an US integrated supplier of raw materials and minerals supporting the electric vehicles and industrial markets. Piedmont is to earn-in up to 50% of the Company's Cape Coast Lithium Portfolio ("CCLP") in Ghana, including Ewoyaa, in the following stages (the "farm-in arrangement"):

#### Stage 1: Investment into Atlantic Lithium Limited (circa US\$16 million)

- On 31 August 2021, Piedmont subscribed for 54 million new ordinary shares in the Company at a price of 20 pence per share (£10.8 million), with a further £0.72 million committed via placing 2,880,000 shares at 25 pence per share. After these transactions Piedmont held a 9.91% interest in the issued share capital of the Company. During the current year, Piedmont has disposed of 24 million ordinary shares in the Company and as at 30 June 2024 holds a 5.0% interest in the issued share capital of the Company.

#### Stage 2: Regional Exploration and Definitive Feasibility Study ("DFS") Funding (US\$17 million)

- Piedmont to earn up to an initial 22.5% of CCLP, via sole funding, of the following:
  - US\$5 million towards an accelerated regional exploration program to enhance the current Ewoyaa resource; and
  - US\$12 million towards completing the DFS for Ewoyaa.
  - Any cost overruns or savings will be shared equally between the Company and Piedmont.
- As at 30 June 2023, Piedmont had provided US\$17 million of funding for this stage and all ongoing expenditure is now being shared equally between the Company and Piedmont.

#### Stage 3: Development Funding (US\$70 million)

- On achievement of the "DFS criteria" (refer below) Piedmont has elected to earn a further 27.5% of CCLP via sole funding of development for the Ewoyaa Project of US\$70 million.
- Any additional spending or savings will be shared equally between the Company and Piedmont.



## OTHER KEY TERMS

- The minimum DFS criteria is to deliver a 1.5 million tonnes per annum ("mtpa") to 2.0 mtpa run of mine operation ("LOM") for an 8 to 10 year life of mine respectively.
- Piedmont is entitled to appoint one director to the Company Board on completion of Stage 1 and while maintaining an equity interest equal to or above 9% in the Company.
- An offtake agreement for 50% of the annual LOM lithium spodumene concentrate production where offtake pricing will be determined via a formula which is linked to the prevailing market price of lithium products.

## MEASUREMENT AND RECOGNITION

Exploration and evaluation expenditure incurred is accumulated in respect of each identifiable area of interest. Such expenditure comprises net direct costs and an appropriate portion of related overhead expenditure but does not include overheads or administration expenditure which does not have a specific nexus with a particular area of interest. These assets are only carried forward to the extent that they are expected to be recouped through the successful development of the area or where activities in the area have not yet reached a stage which permits a reasonable assessment of the existence of economically recoverable reserves and active or significant operations in relation to the area of interest are continuing.

A regular review is undertaken on each area of interest to determine the appropriateness of continuing to carry forward the exploration and evaluation assets for that area of interest. Exploration and evaluation assets are tested for impairment in accordance with the policy adopted for non-financial assets in Note 3.3.

Once the technical feasibility and commercial viability of the extraction of mineral resources in an area of interest are demonstrable and a final investment decision has been made, exploration and evaluation assets attributable to that area of interest are tested for impairment and then reclassified to mine property and development assets within property, plant and equipment.

Accumulated costs in relation to an abandoned area are written off in full in the profit or loss in the year in which the decision to abandon the area is made.

When production commences, the accumulated costs for the relevant area of interest are amortised over the life of the area according to the rate of depletion of the economically recoverable reserves.

Costs of site restoration are provided over the life of the area of interest once exploration commences and are included in the costs of that stage. Site restoration costs include the dismantling and removal of mining plant, equipment and building structures, waste removal, and rehabilitation of the site in accordance with any requirements of mining permits. Such costs have been determined using estimates of future costs, current legal requirements and technology on an undiscounted basis.

In determining the costs of site restoration, there is uncertainty regarding the nature and extent of the restoration due to community expectations and future legislation. The Group has assumed that the site will be restored using technology and materials that are currently available.

## FARM-IN ARRANGEMENT

As set out above, the Company has entered a farm-in arrangement with Piedmont whereby Piedmont is able to obtain up to 50% of the Company's Cape Coast Lithium Portfolio in Ghana through the acquisition of shares in the Company and the sole funding of certain regional exploration, DFS and development activities.

Whilst Piedmont (the "farmee") has been contributing funding to cover Stage 2, as described above, the Group continued to capitalise expenditures incurred as an exploration and evaluation asset for the area of interest. The carrying amount of the relevant exploration and evaluation asset is reduced for any cash payments due or received from the farmee.

## CRITICAL ACCOUNTING ESTIMATES AND JUDGEMENTS

### *Recognition of Exploration and Evaluation Assets*

Management performs regular reviews of each area of interest to determine the appropriateness of continuing to carry forward exploration and evaluation costs in accordance with the accounting policy described above. Management uses detailed surveys and the analysis of drilling results to assist in making these judgements.

There are a number of factors which are considered in determining the potential for successful development or sale of an exploration asset, including but not limited to, judgements in relation to future commercial viability of exploration tenements and potential for successful development, the risk of expiration of exploration rights without renewal and planned expenditure for further exploration, all of which may be further impacted by climate change considerations.

# NOTES TO THE FINANCIAL STATEMENTS

FOR THE YEAR ENDED 30 JUNE 2024

## 3.5 Trade and other payables

	2024 \$	2023 \$
Trade payables	1,299,843	2,126,830
Sundry payables and accrued expenses	2,566,178	3,942,938
Employee benefits	146,290	111,183
	<b>4,012,311</b>	<b>6,180,951</b>

Trade and other payables are non-interest bearing and are generally on 30-60 day terms.

Due to the short term nature of these payables the carrying value approximates fair value.

### MEASUREMENT AND RECOGNITION

Payables and accrued expenses are recognised when the Group becomes obliged to make future payments resulting from the purchase of goods and services.

## 3.6 Provisions

	2024 \$	2023 \$
Annual leave - current	403,515	310,985
Long service leave - non-current	24,694	61,855
	<b>428,209</b>	<b>372,840</b>

Liabilities expected to be settled within 12 months of the reporting date are measured at the amounts expected to be paid when the liabilities are settled.

Liabilities not expected to be settled within 12 months of the reporting date are measured at the present value of expected future payments to be made in respect of services provided by employees up until the reporting date.

## 4. CAPITAL STRUCTURE AND FINANCIAL RISK MANAGEMENT

### 4.1 Issued Capital

#### A) FULLY PAID ORDINARY SHARE CAPITAL

	2024 No. of Shares	2023 No. of Shares	2024 \$	2023 \$
Balance as at 1 July	605,741,660	580,041,660	129,873,021	126,468,060
Institutional placement	18,181,819	-	8,000,000	-
Subscription shares issued	19,245,574	-	6,507,913	-
Shares issued on exercise of employee options	-	7,000,000	-	1,455,197
Shares issued on exercise of director options	-	9,250,000	-	3,170,317
Shares issued on exercise of employee rights	-	9,450,000	-	-
Share issue costs (net of tax)	-	-	(385,770)	(1,220,553)
Balance as at 30 June	643,169,053	605,741,660	143,995,164	129,873,021
Shares funded by limited recourse loan (refer (c) below)	6,500,000	3,500,000	-	-
	<b>649,669,053</b>	<b>609,241,660</b>	<b>143,995,164</b>	<b>129,873,021</b>





Fully paid ordinary shares carry one vote per share and carry the right to dividends.

Costs directly attributable to the issue of new shares or options are shown as a deduction from the equity proceeds, net of any income tax benefit.

Where the Company provides a loan to an employee or director to fund the acquisition of shares in the Company, and the loan is limited in recourse to those shares, the arrangement is accounted for as an in-substance option and the shares are not disclosed as ordinary share capital. As at 30 June 2024 there are 6,500,000 shares on issue that have been accounted for as in-substance options. Refer below for further details.

## B) OPTIONS

As at 30 June 2024, the Company has 15,700,000 employee and director options on issue (2023: 60,000,000). Each option is exercisable for 1 ordinary share of Atlantic Lithium. Options carry no voting rights and no rights to dividends.

Refer to Note 5.2 for further details of outstanding employee and director options.

As at 30 June 2024, the Company has 9,622,787 options on issue (2023: nil) with the Minerals Income Investment Fund. As the exercise price of these options is denominated in USD, the options are accounted for as a financial liability. Refer to Note 4.3 for further details.

## C) IN-SUBSTANCE OPTIONS

Where the Company provides loans to employees and directors to fund the acquisition of shares in the Company, and the loan is limited in recourse to those underlying shares, the arrangement is accounted for as an in-substance option. This is because of the option like characteristics of the arrangement whereby the recipient can benefit from increases in the share price over the loan's face value whilst being protected from decreases below the loan's face value during the term of the loan. The repayment of the loan represents the 'exercise' of the option.

As at 30 June 2024, the Company has 6,500,000 in-substance options on issue (2023: 3,500,000). Each in-substance option is exercisable for 1 ordinary share of Atlantic Lithium. In-substance options carry one vote per option and carry the rights to dividends.

Refer to Note 5.2 for further details of outstanding in-substance options.

## D) PERFORMANCE RIGHTS

As at 30 June 2024, the Company has 9,298,935 performance rights on issue (2023: 2,700,000). Each performance right is exercisable for 1 ordinary share of Atlantic Lithium. Performance rights carry no voting rights and no rights to dividends.

Refer to Note 5.2 for further details of outstanding performance rights.

## E) CAPITAL RISK MANAGEMENT

When managing capital, management's objective is to ensure the entity continues as a going concern as well as to maintain optimal returns to shareholders and benefits for other stakeholders. Management also aims to maintain a capital structure to ensure the lowest cost of capital available to the Group.

The Group's capital comprises equity as shown in the Consolidated Statement of Financial Position. The Group is not exposed to externally imposed capital requirements.

### 4.2 Dividends and Franking Credits

There were no dividends paid or recommended during the year or since the end of the year. There are no franking credits available to shareholders.

# NOTES TO THE FINANCIAL STATEMENTS

FOR THE YEAR ENDED 30 JUNE 2024

## 4.3 Financial liabilities at fair value

	2024 \$	2023 \$
Financial liabilities measured at fair value	683,218	-

In January 2024, MIF subscribed for 19,245,574 shares and 9,622,787 options with an exercise price of US\$0.3637 in Atlantic Lithium for a total consideration of US\$5 million. As the exercise price of the options is denominated in a currency (USD) that is not the functional currency of the Company (AUD), the options are classified as a financial liability measured as fair value through profit and loss. On initial recognition a Monte Carlo Simulation was used to determine the fair value of \$1,096,998 and a liability for this amount was recognised. The key inputs used to determine fair value are share price at the time of valuation, expected life of the options, share price volatility which is based on actual historical volatility of the Company, risk free interest rate which is based on Government bonds with similar terms and forecast AUD/USD exchange rates. The balance of the consideration received from MIF was recognised as issued capital (refer Note 4.1 (a)). At each balance date any changes in fair value are recognised in profit or loss.

## 4.4 Notes to the Consolidated Statement of Cash Flows

	2024 \$	2023 \$
Loss after income tax	(12,645,107)	(12,187,617)
Non-cash operating items		
Depreciation	61,486	26,201
Share based payments	4,521,489	3,544,028
Unrealised foreign exchange (gains)/losses	(66,374)	26,386
Loss on sale of financial assets	329,433	-
Other items	3,175	-
Movement in fair value of financial liability	(413,780)	-
Changes in assets and liabilities net of amounts relating to exploration and evaluation assets		
Decrease in trade and other receivables	(397,167)	(292,700)
Decrease (increase) in other current assets	25,510	(102,528)
(Decrease) increase in trade and other payables	(809,460)	1,357,958
Change in deferred tax	249,041	663,343
Net cash flows used in operating activities	<b>(9,141,754)</b>	<b>(6,964,929)</b>

## 4.5 Capital Commitments

The terms of the various Mining Tenements held by the Group include obligations to expend minimum amounts on exploration. These obligations may be varied from time to time and are expected to be fulfilled in the normal course of operations. The maturity profile of the outstanding commitments as at each reporting date are:

	2024 \$	2023 \$
Less than 12 months	3,926,326	3,573,318
Between 12 months and 5 years	9,756,289	2,855,914
	<b>13,682,615</b>	<b>6,429,232</b>

If the minimum expenditure requirements are not met, the Group has the option to negotiate new terms or relinquish the tenement. The Group is also able to meet the expenditure commitments by entering into joint venture or farm-in agreements.



## PIEDMONT FUNDING AGREEMENT

Details of the Piedmont funding agreement can be found in Note 3.4. As at 30 June 2024, the outstanding commitment from Piedmont to the Group was US\$65,834,990 for development (2023: US\$68,200,626) and sharing all costs equally for regional exploration and DFS funding. In accordance with this funding agreement, Piedmont will provide funding for a portion of the above capital commitments, depending on the nature of the actual expenditure.

### 4.6 Financial Risk Management

The Board of Directors has overall responsibility for the establishment and oversight of risk management. The Board has delegated the authority for designing and operating processes that ensure the effective implementation of the objectives and policies to the Group's finance function.

The overall objective of the Board is to set policies that seek to reduce risk as far as possible without unduly affecting the Group's competitiveness and flexibility.

The Group is exposed to risks that arise from its use of financial instruments including credit risk, liquidity risk and market risk (interest rate and foreign currency risks).

This note describes the Group's objectives, policies and processes for managing these risks and the methods used to measure them. Further quantitative information in respect of these risks is presented throughout these financial statements.

The Group's financial instruments consist mainly of cash and deposits with banks, receivables, payables and options issued to MIIF.

#### A) CREDIT RISK

Credit risk is the risk that the other party to a financial instrument fails to settle their obligations owing to the Group resulting in a financial loss to the Group. It arises from exposure to receivables as well as deposits with financial institutions.

The maximum exposure to credit risk from cash and other receivables is the carrying amount as disclosed in the statement of financial position and notes to the financial statements. As at 30 June 2024 the Group has not recognised any provision for expected credit losses for any financial asset (2023: nil).

The largest single debtor of the group is Piedmont for farm in contributions receivable. As disclosed in Note 3.4, Piedmont is required to contribute the first US\$70 million of development expenditure as sole funding, and 50% of all development expenditure thereafter. As at 30 June 2024, the balance receivable from Piedmont is \$2,073,600. This balance represents a portion of Piedmont's expenditure obligations across certain categories of development expenditure relating to the Ewoyaa Project for the period October 2023 to June 2024. Piedmont has contributed 50% of the development expenditure across these categories for the same period. The Company remains actively engaged in discussions with Piedmont concerning these amounts and an established process exists for resolution. Exploration and studies activities are currently jointly funded by the Company and Piedmont and there are no outstanding amounts for these expenditure obligations.

The Group does not have any other material credit risk exposure to any single debtor or group of debtors under financial instruments entered into by the Group and at the reporting date. The majority of bank deposits are with Westpac Banking Corporation Limited (2024: \$12.1 million from total of \$12.7 million, 2023: \$15.0 million out of total of \$15.3 million) which has an AA- credit rating.

#### B) LIQUIDITY RISK

Liquidity risk is the risk that the Group is unable to meet financial obligations as and when they fall due.

The Group manages liquidity risk by monitoring forecast cash flows and liquidity ratios such as working capital. The Group does not have any financing facilities available at reporting date. The only financial obligations of the Group at balance date are:

- Trade and other payables as disclosed in the statement of the financial position and notes to the financial statements. The contracted cash flows for all trade and other payables are less than 3 months.
- Lease liabilities. Contracted cash flows over the next 12 months are \$24,826 (net of the fit out incentive receivable) and \$736,753 for 1 to 5 years.

The options issued to MIIF that have been recognised as a financial liability have an expiry date of 23 July 2025. If MIIF exercise these options, the Company will issue fully paid ordinary shares. There are no cash flow obligations relating to this financial liability.

Refer to Note 1.2 for going concern disclosures and details of sources of funding that are available.

# NOTES TO THE FINANCIAL STATEMENTS

FOR THE YEAR ENDED 30 JUNE 2024

## 4.6 Financial Risk Management (continued)

### C) MARKET RISK

#### Interest Rate Risk

Interest rate risk is the risk that the fair value or future cash flows of a financial instrument will fluctuate because of changes in market interest rates.

The Group does not have any external borrowings and all financial assets are non-interest bearing. The Group is not exposed to interest rate risk on any financial assets or liabilities.

#### Currency Risk

Currency risk is the risk that the fair value or future cash flows of a financial instrument will fluctuate because of changes in foreign exchange rates. The Group undertakes certain transactions denominated in foreign currencies and is also exposed to currency risk when recognised financial assets and financial liabilities are denominated in a currency that is not the entity's functional currency. To protect against adverse exchange rate movements, the Group has set up foreign bank accounts in US dollars, Pounds Sterling and Ghanaian Cedi which are used to fund its exploration activities in Ghana.

The carrying amount of the Group's foreign currency denominated financial assets and financial liabilities at the reporting date were as follows, expressed in Australian dollars.

	Assets		Liabilities	
	2024 \$	2023 \$	2024 \$	2023 \$
Pound Sterling	138,043	1,964,872	78,442	44,698
US Dollars	13,077,680	13,766,965	206,446	78,448
Ghanian Cedi	113,976	98,836	-	-
Singapore Dollars	57,442	59,246	-	-
South African Rand	-	-	119,709	37,236
<b>Total</b>	<b>13,387,141</b>	<b>15,889,919</b>	<b>404,597</b>	<b>160,382</b>

The following table details the Group's sensitivity to movements in the Australian dollar against relevant foreign currencies. A positive number indicates a before-tax increase in profit and a negative number indicates a before-tax decrease in profit.

	AUD strengthen by 10%		AUD weaken by 10%	
	2024 \$	2023 \$	2024 \$	2023 \$
<b>Consolidated 2024</b>				
Pound Sterling	(5,960)	(192,017)	5,960	192,017
US Dollars	(1,287,123)	(1,368,852)	1,287,123	1,368,852
Ghanian Cedi	(11,398)	(9,884)	11,398	9,884
Singapore Dollars	(5,744)	(5,925)	5,744	5,925
South African Rand	11,971	3,724	(11,971)	(3,724)

### D) FAIR VALUE MEASUREMENT

Some of the Group's financial assets are measured at fair value at the end of each reporting period. Refer Note 3.2 for further details. These financial assets are categorised into levels 1 to 3 based on the degree to which the fair value inputs are measurable:

**Level 1:** Fair value is based on quoted prices in active markets for identical assets that the Group can access at the measurement date.

**Level 2:** Fair value is estimated using inputs other than quoted prices included within Level 1 that are observable for the assets, either directly or indirectly.

**Level 3:** Fair value is estimated based on unobservable inputs for the asset. Fair value has been based on the latest share capital placement for which information is publicly available.

There were no transfers between level 1, level 2, or level 3 during the period.



	Level	2024 \$	2023 \$
<b>Financial Assets</b>			
Investments in shares at fair value through other comprehensive income – listed entities	Level 1	198,003	632,508
Investments in shares at fair value through other comprehensive income – unlisted entities	Level 1	-	125,000
<b>Financial Liabilities</b>			
Options granted at fair value	Level 2	683,218	-

## 5. EMPLOYEE BENEFITS

### 5.1 Employee Benefits Expense

	2024 \$	2023 \$
Remuneration and on-costs	2,596,074	4,174,273
Defined contribution superannuation	171,156	83,939
Equity settled share-based payments expense	4,521,489	3,544,028
	<b>7,228,138</b>	<b>7,802,240</b>

### 5.2 Share-based Payments

During the financial year, the Group has had the following equity-settled share-based payments plans in place:

#### OPTION PLANS

Options may be issued to directors and employees as part of their remuneration. The options do not have any performance conditions or service conditions prior to vesting but are issued to Directors and certain employees to align comparative shareholder return for directors and employees and to provide employees with the opportunity to participate in any future growth of the Company.

Employee Share Option Plan (ESOP) Options refer to options granted to executive directors and employees.

Advisory Options have been granted to certain of the Company's advisers in prior years.

Options granted carry no rights to dividends and no voting rights. When a participant ceases employment after the vesting of their options, the options are forfeited after 90 days unless cessation of employment is due to termination for cause, whereupon they are forfeited immediately, or death.

All options vest on the date of issue and may be exercised at any time on or before the expiry date. On exercise one fully paid ordinary share in the Company is issued for each exercised option. The table below sets out details of the exercise price and expiry date for all tranches of options on foot throughout the financial period as well as details of the changes in the number of options on issue during the period.

# NOTES TO THE FINANCIAL STATEMENTS

FOR THE YEAR ENDED 30 JUNE 2024

## 5.2 Share-based Payments (continued)

Plan Type	Expiry Date	Exercise Price	Grant Date	Opening Balance	Lapsed	Modified	Granted	Closing Balance
ESOP Options <sup>(1)</sup>	18 Aug 2023	£0.30		3,000,000	-	(3,000,000)	-	-
Advisory Options	18 Aug 2023	£0.30		1,000,000	(1,000,000)	-	-	-
ESOP Options	18 Aug 2023	£0.40		4,000,000	(4,000,000)	-	-	-
Advisory Options	18 Aug 2023	£0.40		1,000,000	(1,000,000)	-	-	-
ESOP Options	18 Aug 2023	£0.50		5,000,000	(5,000,000)	-	-	-
Advisory Options	18 Aug 2023	£0.50		1,000,000	(1,000,000)	-	-	-
ESOP Options	23 Apr 2024	£0.70		8,000,000	(8,000,000)	-	-	-
ESOP Options	23 Apr 2024	£0.75		8,000,000	(8,000,000)	-	-	-
ESOP Options	23 Apr 2024	£0.80		5,000,000	(5,000,000)	-	-	-
ESOP Options	18 Aug 2023	£0.40		5,000,000	(5,000,000)	-	-	-
ESOP Options	18 Aug 2023	£0.50		6,000,000	(6,000,000)	-	-	-
ESOP Options	28 Nov 2024	£0.60		2,000,000	-	-	-	2,000,000
ESOP Options	28 Nov 2024	£0.70		2,000,000	-	-	-	2,000,000
ESOP Options	31 Mar 2025	£0.60		7,000,000	(1,000,000)	-	-	6,000,000
ESOP Options	15 May 2025	£0.50		2,000,000	-	-	-	2,000,000
ESOP Options	31 Aug 2025	£0.30	30 Aug 2023	-	(950,000)	-	4,650,000	3,700,000
				60,000,000	(45,950,000)	(3,000,000)	4,650,000	15,700,000
Weighted average exercise price				£0.58	£0.58	£0.30	£0.30	£0.53
Weighted average contractual life (months)								9.3

<sup>1</sup> The Company provided loans to employees to fund the exercise of these options which was accounted for as a modification to a share-based payment arrangement. Refer below for further details of the in-substance option arrangements.

All options outstanding at year end are exercisable.

### OPTIONS GRANTED DURING THE PERIOD

The table below sets out the inputs used in the Black-Scholes models to determine the fair value of options granted during the current financial period.

Grant date	30 Aug 2023
Vesting date	30 Aug 2023
Expiry date	31 Aug 2025
Number of options granted	4,650,000
Exercise price	£0.30
Share price	£0.21
Risk free interest rate	4.89%
Volatility <sup>(i)</sup>	83.73%
Fair value per option	£0.078
Total fair value recognised	\$716,014

(i) Volatility has been estimated based on actual historical share price volatility of the Company.



## IN-SUBSTANCE OPTIONS

At the time the offer to participate in the ESOP is made, or at any time prior to the expiry date of the options granted, a loan facility may be offered to a plan participant to be used to fund the payment of the exercise price of the options, on a limited recourse basis. As explained in Note 4.1, these arrangements are classified as in-substance options and are accounted for as equity-settled share-based payment transactions.

The table below sets out details of the exercise price and expiry date for all tranches of in-substance options on foot throughout the financial period as well as details of the changes in the number of in-substance options on issue during the period.

Expiry Date	Exercise Price	Grant Date	Opening Balance	Granted	Modified	Closing Balance
6 Apr 2024	£0.30		3,500,000	-	(3,500,000)	-
18 Aug 2024	£0.30	18 Aug 2023	-	3,000,000	(3,000,000)	-
8 Apr 2026	£0.30	4 Apr 2024	-	-	3,500,000	3,500,000
30 Jun 2027	£0.30	25 Jun 2024	-	-	3,000,000	3,000,000
			3,500,000	3,000,000	-	6,500,000
Weighted average exercise price			£0.30	£0.30	£0.30	£0.30
Weighted average contractual life (months)						28

## IN-SUBSTANCE OPTIONS GRANTED DURING THE PERIOD

On 18 August 2023, the Company provided a limited recourse loan to fund the exercise of 3,000,000 options at an exercise price of £0.30. The in-substance options vested on grant date (18 August 2023). They have an expiry date of 18 August 2024 and can be exercised at any time until this date through the repayment of the outstanding loan balance. If the loan balance is not repaid, the in-substance options will be considered to have lapsed and no further amounts are payable by the employee. This change and the granting of the in-substance options has been accounted for as a modified share-based payment arrangement given the only change to the arrangement is the extension of the expiry date by 12 months through the granting of the loan.

The table below sets out the inputs used in the Black-Scholes model to determine the fair value of the in-substance options granted during the current financial period. Also included in the table are the inputs used to determine the fair value of the original instrument measured at the same date and the incremental fair value that has been recognised.

	Original Grant	Modified Grant
Plan type	ESOP options	In-substance options
Grant date	18 Aug 2023	18 Aug 2023
Vesting date	18 Aug 2023	18 Aug 2023
Expiry date	19 Aug 2023	18 Aug 2024
Exercise price	£0.30	£0.30
Share price	£0.21	£0.21
Risk free interest rate	5.01%	5.01%
Volatility <sup>(i)</sup>	90.43%	90.43%
Fair value per option	£0.000	£0.052
Increase in fair value		\$309,782

(i) Volatility has been estimated based on actual historical share price volatility of the Company.

# NOTES TO THE FINANCIAL STATEMENTS

FOR THE YEAR ENDED 30 JUNE 2024

## 5.2 Share-based Payments (continued)

### IN-SUBSTANCE OPTIONS MODIFIED DURING THE PERIOD

On 4 April 2024, the terms of the 3,500,000 in-substance options with an expiry date of 6 April 2024 were modified by extending the expiry date to 8 April 2026. There were no other changes to the terms of these in-substance options.

The terms of the Share Loan Plan provide that on termination of employment the term of the loan is extended by three years. This modification was confirmed by the Board of Directors on 25 June 2024 for the 3,000,000 in-substance options with an expiry date of 18 August 2024. There were no other changes to the terms of these in-substance options.

The table below sets out the inputs used in the Black-Scholes model to determine the incremental fair value of the in-substance options modified during the current financial period.

	Original Grant	Modified Grant	Original Grant	Modified Grant
Number of in-substance options	3,500,000	3,500,000	3,000,000	3,000,000
Grant date	4 Apr 2024	4 Apr 2024	25 Jun 2024	25 Jun 2024
Vesting date	4 Apr 2024	4 Apr 2024	25 Jun 2024	25 Jun 2024
Expiry date	6 Apr 2024	8 Apr 2026	18 Aug 2024	30 Jun 2027
Exercise price	£0.30	£0.30	£0.30	£0.30
Share price	£0.19	£0.19	£0.20	£0.20
Risk free interest rate	3.55%	3.55%	3.61%	3.61%
Volatility <sup>(i)</sup>	75.80%	75.80%	75.80%	75.80%
Fair value per option	£0.000	£0.057	£0.003	£0.082
Increase in fair value		\$385,435		\$454,622

### PERFORMANCE RIGHTS

The Performance Rights Plan is a long-term incentive aimed at creating a stronger link between performance and reward for certain of the Group's executive directors and employees whilst increasing shareholder value in the Company.

Performance rights granted carry no rights to dividends and no voting rights.

#### Atlantic Lithium Rights Plan

During the current financial year, the new Atlantic Lithium Rights Plan was introduced following approval at the Annual General Meeting in November 2023. All Performance Rights ("PRs") granted have either a Total Shareholder Return or Operational performance condition which must be satisfied in order for the PRs to vest. PRs granted to executive directors have a service period of 12 months whilst PRs granted to employees have a service period which aligns to the measurement period of the performance condition. Further details of the plan can be found in the Remuneration Report.

On 27 December 2023, the Company granted 9,298,935 performance rights to certain executive directors.

The table below sets out the key terms for each tranche granted, along with the valuation methodology and key inputs used to determine the fair value of each tranche of performance rights granted. The service period for all tranches is 12 months, being 31 July 2023 to 30 July 2024. As the service period for the FY25 PRs and FY26 PRs is shorter than the measurement period, the performance conditions for these tranches are non-vesting conditions and are taken into account when estimating fair value.





Tranche	FY24 PR - TSR	FY24 PR - Mining Lease	FY25 PR - TSR
Performance condition	TSR <sup>1</sup>	Grant of the Mining Lease	TSR <sup>1</sup>
Valuation methodology	Monte Carlo	Black-Scholes	Monte Carlo
Grant date	27 Dec 2023	27 Dec 2023	27 Dec 2023
Vesting date	30 Jul 2024	30 Jul 2024	30 Jul 2025
Measurement period	31 Jul 2023 to 30 Jul 2024	31 Jul 2023 to 30 Jul 2024	31 Jul 2023 to 30 Jul 2025
Expiry date	27 Dec 2038	27 Dec 2038	27 Dec 2038
Number of performance rights granted	1,718,842	859,421	2,154,282
Exercise price	\$0.00	\$0.00	\$0.00
Share price	\$0.40	\$0.40	\$0.40
Risk free interest rate	3.97%	3.97%	3.97%
Volatility	86.60%	86.60%	86.60%
Fair value per performance right	\$0.21	\$0.40	\$0.24

Tranche	FY25 PR - Mining Permit	FY26 PR - TSR	FY26 PR - Mining Permit
Performance condition	Receipt of Mine Operating Permit	TSR <sup>1</sup>	Receipt of Mine Operating Permit
Valuation methodology	Black-Scholes	Monte Carlo	Black-Scholes
Grant date	27 Dec 2023	27 Dec 2023	27 Dec 2023
Vesting date	30 Jul 2025	30 Jul 2026	30 Jul 2026
Measurement period	31 Jul 2023 to 30 Jul 2025	31 Jul 2023 to 30 Jul 2026	31 Jul 2023 to 30 Jul 2026
Expiry date	27 Dec 2038	27 Dec 2038	27 Dec 2038
Number of performance rights granted	1,077,141	2,326,166	1,163,083
Exercise price	\$0.00	\$0.00	\$0.00
Share price	\$0.40	\$0.40	\$0.40
Risk free interest rate	3.97%	3.97%	3.97%
Volatility	86.60%	86.60%	86.60%
Fair value per performance right	\$0.40	\$0.27	\$0.40

<sup>1</sup> TSR means absolute Total Shareholder Return (TSR) Compound Annual Growth Rate (CAGR) over the measurement period.

Subsequent to year end, PRs have been issued to certain employees. The service period for these PRs commenced during the current financial year and accordingly an expense has been recognised for services provided during the period. Grant date for the purpose of measuring fair value is the date that the Company and the employees had a shared understanding of the terms and conditions of the arrangement and is set out in the table below.

# NOTES TO THE FINANCIAL STATEMENTS

FOR THE YEAR ENDED 30 JUNE 2024

## 5.2 Share-based Payments (continued)

Tranche	FY26 PR - TSR	FY26 PR - Mining Permit
Performance condition	TSR <sup>1</sup>	Receipt of Mine Operating Permit
Valuation methodology	Monte Carlo	Black-Scholes
Grant date	20 Jun 2024	20 Jun 2024
Vesting date	30 Jul 2026	30 Jul 2026
Measurement period	31 Jul 2023 to 30 Jul 2026	31 Jul 2023 to 30 Jul 2026
Expiry date	20 Jun 2039	20 Jun 2039
Number of performance rights granted	928,328	464,164
Exercise price	\$0.00	\$0.00
Share price	\$0.38	\$0.38
Risk free interest rate	4.21%	4.21%
Volatility	78.63%	78.63%
Fair value per performance right	\$0.24	\$0.38

<sup>1</sup> TSR means absolute Total Shareholder Return (TSR) Compound Annual Growth Rate (CAGR) over the measurement period.

All performance rights on issue as at 30 June 2024 are unvested.

### Existing Performance Rights Plan

At the start of the year there were 2,700,000 performance rights outstanding under the existing performance rights plan which expired unexercised on 18 August 2023.

## MEASUREMENT AND RECOGNITION

Equity settled share-based payments are measured at the fair value of the equity instruments at the grant date. The fair value includes the effect of market-based vesting conditions such as total shareholder return (TSR) but excludes the effect of non-market-based vesting conditions and service conditions.

The fair value is expensed on a straight-line basis over the vesting period with a corresponding increase in the share-based payments reserve. Where options vest on issue, the entire fair value is recognised as an expense on the issue date. At each reporting date, the Group revises its estimate of the number of equity instruments expected to vest as a result of the effect of non-market-based vesting conditions and adjusts the cumulative expense recognised to date to reflect the expected level of vesting. No adjustments are made where options do not vest due a market-condition not being met.

Where the terms of share-based payments are modified, the expense continues to be recognised from grant date until vesting date as if the terms had not been changed. In addition, at the date of the modification, a further expense is recognised for any increase in fair value as a result of the change.

## CRITICAL ACCOUNTING ESTIMATES AND JUDGEMENTS

### Determining the fair value of share-based payments

The cost of equity settled share-based payment transactions with employees and other suppliers is measured by reference to the fair value of the equity instruments granted using a Black-Scholes or Binomial model. This requires judgement to be applied when determining the inputs used in the model after considering the terms and conditions upon which the instruments were granted. The key inputs used in the model, which have the greatest impact on the calculation of the fair value of share-based payments granted in the current and prior period, are set out above.



### 5.3 Key Management Personnel Compensation

Details of Key Management Personnel compensation are contained in the Remuneration Report section of the Directors Report.

The total remuneration of Key Management Personnel for the Group for the year is as follows:

	2024 \$	2023 \$
Short term employee benefits	3,134,791	4,243,075
Post-employment benefits	36,915	93,668
Share based payments	3,603,101	3,365,867
<b>Total</b>	<b>6,774,807</b>	<b>7,702,610</b>

## 6. GROUP STRUCTURE

### 6.1 Subsidiaries

The consolidated financial statements include the financial statements of Atlantic Lithium Limited and the subsidiaries listed below.

Name	Country of incorporation	Equity interest (%)	
		2024	2023
Belinga Holdings Pty Ltd	Australia	100	100
Charger Minerals Pty Ltd	Australia	100	100
Eastern Exploration Pty Ltd	Australia	100	100
Gabon Exploration Pty Ltd	Australia	100	100
Khaleesi Resources Pty Ltd	Australia	100	100
Lithium of Africa Pty Ltd	Australia	100	100
Milingui Pty Ltd	Australia	100	100
MODA Minerals Pty Ltd	Australia	100	100
Khaleesi Resources SARL	Cote d'Ivoire	100	100
IronRidge Gabon SA	Gabon	100	100
Barari DV Ghana Ltd	Ghana	90	90
Charger Minerals Ghana Limited	Ghana	100	100
Green Metals Resources Limited	Ghana	100	100
Joy Transporters Ltd	Ghana	100	100
Moda Minerals Limited	Ghana	100	100
Charger Minerals Singapore Pte Ltd	Singapore	100	100
Lithium of Africa Singapore Pte Ltd	Singapore	100	100
IronRidge Singapore Pte Ltd	Singapore	100	100
Moda Minerals Singapore Pte Ltd	Singapore	100	100

# NOTES TO THE FINANCIAL STATEMENTS

FOR THE YEAR ENDED 30 JUNE 2024

## 6.2 Parent Information

### A) STATEMENT OF FINANCIAL PERFORMANCE

	2024 \$	2023 \$
<b>Assets</b>		
Current assets	15,100,853	16,953,176
Non-current assets	24,959,414	16,179,648
<b>Total assets</b>	<b>40,060,267</b>	<b>33,132,824</b>
<b>Liabilities</b>		
Current liabilities	3,485,351	4,119,725
Non-current liabilities	1,319,265	61,856
<b>Total liabilities</b>	<b>4,804,616</b>	<b>4,181,581</b>
<b>Net Assets</b>	<b>35,255,651</b>	<b>28,951,243</b>
Issued capital	143,995,166	129,873,021
Share based payment reserve	33,811,223	29,289,734
Financial assets revaluation reserve	40,461	184,319
Demerger Reserve	(28,921,942)	(28,921,942)
Accumulated losses	(113,669,257)	(101,473,889)
<b>Total equity</b>	<b>35,255,651</b>	<b>28,951,243</b>

### B) STATEMENT OF PROFIT OF LOSS AND COMPREHENSIVE INCOME

	2024 \$	2023 \$
Loss for the year	(12,195,368)	(11,710,808)
Other comprehensive income	(143,702)	(327,256)
<b>Total comprehensive loss</b>	<b>(12,339,070)</b>	<b>(12,038,064)</b>

### C) GUARANTEES, CONTINGENT LIABILITIES AND CAPITAL COMMITMENTS

The parent entity has not guaranteed any debts of subsidiaries in the current or prior financial year.

The parent entity has no capital commitments as at 30 June 2024 (2023: nil).

The contingent liabilities of the parent entity are the same as those of the group as disclosed in Note 7.2.



## 6.4 Related Party Transactions

The following table provides details of transactions with related parties during the current and prior financial year:

Related party	Directors fees expensed \$	
	2024	2023
Assore Limited <sup>(i)</sup>	160,834	120,000
Minerals Income Investment Fund <sup>(ii)</sup>	11,875	-

(i) The Company has commercial agreements in place with major shareholders for the services of Non-Executive Directors (NEDs). Assore Limited has provided two NEDs in the current and prior financial year (Kieran Daly and Christelle van der Merwe). The Group pays a monthly fee for these services and the fees have been included in the remuneration report under the individual representatives of each shareholder.

(ii) Under the agreed terms of the Subscription on 28 January 2024, the Minerals Income Investment Fund of Ghana (MIIF) was entitled to nominate one person to the Company's Board of Directors. MIIF provided Edward Nana Yaw Koranteng from 15 May 2024. The Group pays a monthly fee for these services and the fees have been included in the remuneration report under the individual representative of the shareholder.

The following amounts were outstanding with related parties at the reporting date.

	Amounts Owed by Related Parties <sup>(i)</sup>	
	2024 \$	2023 \$
Assore Limited	-	60,000
Minerals Income Investment Fund	11,875	-

(i) Disclosed within trade and other payables in Note 3.5.

All outstanding balances are unsecured, interest free and will be settled in cash.

## 7. OTHER

### 7.1 Auditors Remuneration

	2024 \$	2023 \$
Fees to BDO Audit Pty Ltd		
Fees for audit or review of the financial report of the Group	149,198	103,471
Fees for US GAAS audit of the financial report of the Group <sup>1</sup>	-	57,765
Other assurance services	-	25,000
	<b>149,198</b>	<b>186,236</b>

<sup>1</sup> Piedmont reimbursed the Group for the US GAAS audit fee as this work was undertaken at their request.

### 7.2 Contingent Liabilities

The Group has an investment of 1,000,000 shares in the ordinary issued capital of Auburn Resources Ltd, an unlisted public company incorporated in Australia. The carrying value of this investment was fully impaired during the current year. Should the company decide to dispose all or any of this investment, then 50% of the consideration will be payable to Ricca Resources Limited within 10 days of the disposal.

The Directors are not aware of any other contingent assets or contingent liabilities at the date of this report.

### 7.3 Subsequent Events

On 22 August 2024, 600,000 unlisted options exercisable at £0.30 and with an expiry date of 31 August 2025, lapsed.

On 16 August 2024, 1,402,492 unlisted performance rights were issued to certain employees. The performance rights have an absolute TSR or an operational performance condition with a measurement period from 31 July 2023 to 30 July 2026 and in order to vest the recipients must remain employees of the Company until the end of the measurement period.

# CONSOLIDATED ENTITY DISCLOSURE STATEMENT

AS AT 30 JUNE 2024

Entity name	Entity type	Body corporates		Tax residency	
		Country of incorporation	% of share capital held	Australian or foreign	Foreign jurisdiction
Belinga Holdings Pty Ltd	Body corporate	Australia	100	Australian	N/A
Charger Minerals Pty Ltd	Body corporate	Australia	100	Australian	N/A
Eastern Exploration Pty Ltd	Body corporate	Australia	100	Australian	N/A
Gabon Exploration Pty Ltd	Body corporate	Australia	100	Australian	N/A
Khaleesi Resources Pty Ltd	Body corporate	Australia	100	Australian	N/A
Lithium of Africa Pty Ltd	Body corporate	Australia	100	Australian	N/A
Milingui Pty Ltd	Body corporate	Australia	100	Australian	N/A
MODA Minerals Pty Ltd	Body corporate	Australia	100	Australian	N/A
Khaleesi Resources SARL	Body corporate	Cote d'Ivoire	100	Foreign	Cote d'Ivoire
IronRidge Gabon SA	Body corporate	Gabon	100	Foreign	Gabon
Barari DV Ghana Ltd	Body corporate	Ghana	90	Foreign	Ghana
Charger Minerals Ghana Limited	Body corporate	Ghana	100	Foreign	Ghana
Green Metals Resources Limited	Body corporate	Ghana	100	Foreign	Ghana
Joy Transporters Ltd	Body corporate	Ghana	100	Foreign	Ghana
Moda Minerals Limited	Body corporate	Ghana	100	Foreign	Ghana
Charger Minerals Singapore Pte Ltd	Body corporate	Singapore	100	Foreign	Singapore
Lithium of Africa Singapore Pte Ltd	Body corporate	Singapore	100	Foreign	Singapore
IronRidge Singapore Pte Ltd	Body corporate	Singapore	100	Foreign	Singapore
Moda Minerals Singapore Pte Ltd	Body corporate	Singapore	100	Foreign	Singapore



# DIRECTORS' DECLARATION

In accordance with a resolution of the Directors of Atlantic Lithium Limited, I state that:

1. In the opinion of the Directors:
  - (a) The financial statements and notes of Atlantic Lithium Limited for the financial year ended 30 June 2024 are in accordance with the Corporations Act 2001, including:
    - (i) Giving a true and fair view of its financial position as at 30 June 2024 and performance; and
    - (ii) Complying with the Accounting Standards (including the Australian Accounting Interpretations) and the *Corporations Regulations 2001*.
  - (b) The financial statements and notes also comply with International Financial Reporting Standards as disclosed in Note 1;
  - (c) There are reasonable grounds to believe that the Company will be able to pay its debts as and when they become due and payable; and
  - (d) The consolidated entity disclosure statement required by section 295(3A) of the Corporations Act is true and correct.
2. This declaration has been made after receiving the declarations required to be made to the Directors in accordance with section 295A of the *Corporations Act 2001* for the financial year ended 30 June 2024.

On behalf of the Board

**NEIL HERBERT**  
EXECUTIVE CHAIRMAN  
Sydney

18 September 2024

## CONTENTS

COMPANY OVERVIEW  
&  
FY2024 HIGHLIGHTS

MESSAGES FROM  
MANAGEMENT

DIRECTORS'  
REPORT

CORPORATE  
GOVERNANCE  
SUMMARY 2024

INTEREST IN  
TENEMENTS

AUDITOR'S  
INDEPENDENCE  
DECLARATION

FINANCIAL  
STATEMENTS

CONSOLIDATED  
ENTITY DISCLOSURE  
STATEMENT

DIRECTORS'  
DECLARATION

INDEPENDENT  
AUDITOR'S  
REPORT

SHAREHOLDER  
INFORMATION

# INDEPENDENT AUDITOR'S REPORT



Tel: +61 2 9251 4100  
Fax: +61 2 9240 9821  
www.bdo.com.au

Level 11, 1 Margaret Street  
Sydney NSW 2000  
Australia

## INDEPENDENT AUDITOR'S REPORT

To the members of Atlantic Lithium Limited

### Report on the Audit of the Financial Report

#### Opinion

We have audited the financial report of Atlantic Lithium Limited (the Company) and its subsidiaries (the Group), which comprises the consolidated statement of financial position as at 30 June 2024, the consolidated statement of profit or loss and other comprehensive income, the consolidated statement of changes in equity and the consolidated statement of cash flows for the year then ended, and notes to the financial report, including material accounting policy information, the consolidated entity disclosure statement and the directors' declaration.

In our opinion the accompanying financial report of the Group, is in accordance with the *Corporations Act 2001*, including:

- (i) Giving a true and fair view of the Group's financial position as at 30 June 2024 and of its financial performance for the year ended on that date; and
- (ii) Complying with Australian Accounting Standards and the *Corporations Regulations 2001*.

#### Basis for opinion

We conducted our audit in accordance with Australian Auditing Standards. Our responsibilities under those standards are further described in the *Auditor's responsibilities for the audit of the Financial Report* section of our report. We are independent of the Group in accordance with the *Corporations Act 2001* and the ethical requirements of the Accounting Professional and Ethical Standards Board's *APES 110 Code of Ethics for Professional Accountants (including Independence Standards)* (the Code) that are relevant to our audit of the financial report in Australia. We have also fulfilled our other ethical responsibilities in accordance with the Code.

We confirm that the independence declaration required by the *Corporations Act 2001*, which has been given to the directors of the Company, would be in the same terms if given to the directors as at the time of this auditor's report.

We believe that the audit evidence we have obtained is sufficient and appropriate to provide a basis for our opinion.

#### Material uncertainty related to going concern

We draw attention to Note 1.2 in the financial report which describes the events and/or conditions which give rise to the existence of a material uncertainty that may cast significant doubt about the group's ability to continue as a going concern and therefore the group may be unable to realise its

BDO Audit Pty Ltd ABN 33 134 022 870 is a member of a national association of independent entities which are all members of BDO Australia Ltd ABN 77 050 110 275, an Australian company limited by guarantee. BDO Audit Pty Ltd and BDO Australia Ltd are members of BDO International Ltd, a UK company limited by guarantee, and form part of the international BDO network of independent member firms. Liability limited by a scheme approved under Professional Standards Legislation.





assets and discharge its liabilities in the normal course of business. Our opinion is not modified in respect of this matter.

**Key audit matters**

Key audit matters are those matters that, in our professional judgement, were of most significance in our audit of the financial report of the current period. These matters were addressed in the context of our audit of the financial report as a whole, and in forming our opinion thereon, and we do not provide a separate opinion on these matters. In addition to the matter described in the *Material uncertainty related to going concern* section, we have determined the matters described below to be the key audit matters to be communicated in our report.

**Valuation and classification of exploration & evaluation assets**

Key audit matter	How the matter was addressed in our audit
<p>Per note 3.4 the Group has capitalised exploration and evaluation assets of \$23,410,749 (2023: \$18,034,331) as at year end.</p> <p>The Group carries exploration and evaluation assets in accordance with the Group’s accounting policy for exploration and evaluation assets.</p> <p>The valuation and classification of exploration and evaluation assets is a key audit matter due to:</p> <ul style="list-style-type: none"> <li>• The significance of the total balance; and</li> <li>• The level of judgment and estimate applied in evaluating management’s application of the requirements of AASB 6 <i>Exploration for and Evaluation of Mineral Resources</i> (‘AASB 6’) for the classification of costs as exploration and evaluation assets and the existence of any indicators of impairment.</li> </ul>	<p>Our procedures included, but are not limited to the following:</p> <ul style="list-style-type: none"> <li>• Obtaining evidence that the Group has valid rights to explore in the areas of interest represented by the capitalised exploration and evaluation expenditure including obtaining supporting documentation such as licence agreements, renewal applications and considering whether the Group maintains the tenements in good standing;</li> <li>• Assessing that exploration activities have not yet progressed to the point where the existence or otherwise of an economically recoverable mineral resource may be determined prompting exploration and evaluation assets to be transferred and accounted for under AASB 138 Intangible Assets or AASB 116 Property, plant and equipment as appropriate;</li> <li>• On a sample basis, agreeing capitalised exploration expenditure during the year to supporting documentation and assessing whether it meets the recognition criteria under AASB 6;</li> <li>• Making enquiries of management with respect to the status of ongoing exploration programs in the respective areas of interest and assessing the Group’s cash flow forecast for the level of budgeted spend on exploration projects and held discussions with management as to their intentions and strategy;</li> <li>• Enquiring of management, reviewing ASX announcements and reviewing directors’ minutes to ensure that the Group had not decided to</li> </ul>



# INDEPENDENT AUDITOR'S REPORT



discontinue activities in any applicable areas of interest and to assess whether there are any other facts or circumstances that existed to indicate impairment testing was required.

## Other information

The directors are responsible for the other information. The other information comprises the information in the Group's annual report for the year ended 30 June 2024, but does not include the financial report and the auditor's report thereon.

Our opinion on the financial report does not cover the other information and we do not express any form of assurance conclusion thereon.

In connection with our audit of the financial report, our responsibility is to read the other information and, in doing so, consider whether the other information is materially inconsistent with the financial report or our knowledge obtained in the audit or otherwise appears to be materially misstated.

If, based on the work we have performed, we conclude that there is a material misstatement of this other information, we are required to report that fact. We have nothing to report in this regard.

## Responsibilities of the directors for the Financial Report

The directors of the Company are responsible for the preparation of:

- a) the financial report that gives a true and fair view in accordance with Australian Accounting Standards and the Corporations Act 2001 and
- b) the consolidated entity disclosure statement that is true and correct in accordance with the Corporations Act 2001, and

for such internal control as the directors determine is necessary to enable the preparation of:

- i) the financial report that gives a true and fair view and is free from material misstatement, whether due to fraud or error; and
- ii) the consolidated entity disclosure statement that is true and correct and is free of misstatement, whether due to fraud or error.

In preparing the financial report, the directors are responsible for assessing the ability of the group to continue as a going concern, disclosing, as applicable, matters related to going concern and using the going concern basis of accounting unless the directors either intend to liquidate the Group or to cease operations, or has no realistic alternative but to do so.

## Auditor's responsibilities for the audit of the Financial Report

Our objectives are to obtain reasonable assurance about whether the financial report as a whole is free from material misstatement, whether due to fraud or error, and to issue an auditor's report that includes our opinion. Reasonable assurance is a high level of assurance, but is not a guarantee that an audit conducted in accordance with the Australian Auditing Standards will always detect a material misstatement when it exists. Misstatements can arise from fraud or error and are considered material



if, individually or in the aggregate, they could reasonably be expected to influence the economic decisions of users taken on the basis of this financial report.

A further description of our responsibilities for the audit of the financial report is located at the Auditing and Assurance Standards Board website at:

[https://www.auasb.gov.au/admin/file/content102/c3/ar1\\_2020.pdf](https://www.auasb.gov.au/admin/file/content102/c3/ar1_2020.pdf)

This description forms part of our auditor's report.

### Report on the Remuneration Report

#### Opinion on the Remuneration Report

We have audited the Remuneration Report included in the directors' report for the year ended 30 June 2024.

In our opinion, the Remuneration Report of Atlantic Lithium Limited, for the year ended 30 June 2024, complies with section 300A of the *Corporations Act 2001*.

#### Responsibilities

The directors of the Company are responsible for the preparation and presentation of the Remuneration Report in accordance with section 300A of the *Corporations Act 2001*. Our responsibility is to express an opinion on the Remuneration Report, based on our audit conducted in accordance with Australian Auditing Standards.

**BDO Audit Pty Ltd**

  
Gareth Few  
Director

Sydney  
18 September 2024

# SHAREHOLDER INFORMATION

## TWENTY LARGEST SHAREHOLDERS AS AT 18 SEPTEMBER 2024

Holder name	Ordinary Shares	%
ASSORE INTERNATIONAL HOLDINGS LIMITED	179,025,852	27.56
PIEDMONT LITHIUM GHANA HOLDINGS INC	32,517,598	5.01
HARGREAVES LANSDOWN (NOMINEES) LIMITED <15942>	20,945,742	3.22
MINERALS INCOME INVESTMENT FUND	192,45,574	2.96
CHASE NOMINEES LIMITED <FIDUCIT>	17,785,832	2.74
INTERACTIVE INVESTOR SERVICES NOMINEES LIMITED <SMKTISAS>	17,741,476	2.73
THE BANK OF NEW YORK (NOMINEES) LIMITED <672938>	16,418,639	2.53
HARGREAVES LANSDOWN (NOMINEES) LIMITED <HLNOM>	15,574,287	2.40
INTERACTIVE INVESTOR SERVICES NOMINEES LIMITED <SMKTNOMS>	14,541,464	2.24
THE BANK OF NEW YORK (NOMINEES) LIMITED <UKREITS>	12,634,299	1.94
HARGREAVES LANSDOWN (NOMINEES) LIMITED <VRA>	11,554,680	1.78
VIDACOS NOMINEES LIMITED <FGN>	10,406,051	1.60
INTERACTIVE INVESTOR SERVICES NOMINEES LIMITED <TDWHSIPP>	9,131,344	1.41
HUNTRESS (CI) NOMINEES LIMITED <KGCLT>	8,880,600	1.37
MISS NATASHA MASCOLO	8,788,084	1.35
MS MICHELLE MASCOLO	8,788,083	1.35
MR CHRISTIAN SERFONTEIN	8,764,400	1.35
LAWSHARE NOMINEES LIMITED <SIPP>	8,289,199	1.28
BARCLAYS DIRECT INVESTING NOMINEES LIMITED <CLIENT1>	7,298,984	1.12
VIDACOS NOMINEES LIMITED <IGUKCLT>	6,991,815	1.08
<b>TOP TWENTY SHAREHOLDERS OF ORDINARY FULLY PAID SHARES</b>	<b>435,324,003</b>	<b>67.01</b>

## SUBSTANTIAL SHAREHOLDERS

As at 18 September 2024, the Company has been notified of substantial shareholdings by Assore International Holdings Limited and Piedmont Lithium Ghana Holdings Inc. The number of shares notified as held by these shareholders are included in the table above.

## VOTING RIGHTS – ORDINARY SHARES

On a show of hands every member present at a meeting in person or by proxy shall have one vote and upon a poll each share shall have one vote. There are no other classes of equity securities holding voting rights.



## DISTRIBUTION OF ORDINARY SHARES

Range	Total holders	Number of shares	% of total shares
1 – 1,000	198	132,686	0.02
1,001 – 5,000	540	1,364,199	0.21
5,001 – 10,000	210	1,671,182	0.26
10,001 – 100,000	479	16,644,945	2.56
100,001 and over	231	629,856,041	96.95
<b>Total</b>	<b>1,658</b>	<b>649,669,053</b>	<b>100.00</b>
Holdings less than a marketable parcel (\$500)	401	430,385	

## PERFORMANCE RIGHTS AND OPTIONS AS AT 18 SEPTEMBER 2024

	Total holders	Number
Performance Rights	7	10,701,427
Options	16	24,722,787

CONTENTS

COMPANY OVERVIEW  
&  
FY2024 HIGHLIGHTS

MESSAGES FROM  
MANAGEMENT

DIRECTORS'  
REPORT

CORPORATE  
GOVERNANCE  
SUMMARY 2024

INTEREST IN  
TENEMENTS

AUDITOR'S  
INDEPENDENCE  
DECLARATION

FINANCIAL  
STATEMENTS

CONSOLIDATED  
ENTITY DISCLOSURE  
STATEMENT

DIRECTORS'  
DECLARATION

INDEPENDENT  
AUDITOR'S  
REPORT

SHAREHOLDER  
INFORMATION



ATLANTIC  
LITHIUM

[www.atlanticlithium.com.au](http://www.atlanticlithium.com.au)

ASX: A11 AIM: ALL GSE: ALLGH OTCQX: ALLIF

